



Concord
NORTH CAROLINA
High Performance Living



FY 2019-2023 CAPITAL IMPROVEMENT PLAN



WWW.CONCORDNC.GOV





Description: City Council members, along with over 1,000 valued employees across multiple departments, contribute to the spirit of “Team Concord.” Our commitment to providing excellent service is woven throughout the City’s budget.

Credits: Layout ideas and photos courtesy of LJ Weslowski, Allyson Sigmon, and Lesley Reder.



Mission

The City of Concord partners with our community to deliver excellent service, and plans for the future while preserving, protecting, and enhancing the quality of life.

Core Values

Culture of Excellence: We *respect* members of the public and each other, and treat all with courtesy and dignity. We rely on *teamwork* to provide a seamless experience for all customers. We uphold high *ethical standards* in our personal, professional, and organizational conduct. We *continuously improve* by promoting innovation and flexibility to best meet the needs of customers with available resources.

Accountability: We accept responsibility for our personal and organizational decisions and actions, while delivering cost-effective and efficient services that are done right the first time.

Communication: We openly communicate with the public and each other by sharing information and soliciting feedback to achieve our goals.

Environment: We are concerned about our natural, historic, economic, and aesthetic resources and work to preserve and enhance them for future generations.

Safety: We use education, prevention, and enforcement methods to protect life and property in the community, and maintain our infrastructure and facilities to provide a safe environment in which to live, work, shop, and play.

Trust: We realize the perception of our organization is dependent upon the public's confidence in our commitment to our core values and to meeting the goals set collectively by the Mayor and City Council.

Team Concord's Principles of Excellent Service

Concern for the Individual
Professional Service
Timeliness

Customer Focus
Effective Communications
Teamwork

Fair and Equitable Service
Taking Ownership
Great Service Recovery

Table of Contents

(Website: <http://www.concordnc.gov/departments/finance/budget/capital-improvement-plan>)

	<u>PAGE</u>
Mission Statement and Core Values	
Table of Contents	
Introduction / Summary Information	
Guide to the Sections of the CIP Document.....	6
CIP Process and CIP Calendar	7
Manager’s CIP Message.....	8
Mayor and City Council Goals and Objectives.....	11
Fund and Budget Unit Organizational Structure.....	14
CIP Policy.....	16
City Debt Summary by Type.....	19
Capital Projects Ordinance.....	20
Detailed CIP Project Information	
Summary of City CIP Expenditures.....	24
Capital Projects – Operating Impacts.....	25
Listing of Capital Projects.....	26
General Capital Projects.....	30
Parks & Recreation Capital Projects.....	36
Wastewater Capital Projects.....	52
Transportation Capital Projects.....	61
Fire Capital Projects.....	74
Water Capital Projects.....	79
Airport Capital Projects.....	108
Electric Capital Projects.....	124
Stormwater Capital Projects.....	132
Rocky River Golf Course Capital Projects.....	148
Year 1 and In-Progress Projects	
Summary of First Year and In-Progress CIP Expenditures.....	154
First Year CIP Project Detail.....	155
In-Progress CIP Projects Detail.....	159
Supplemental Information	
CIP Request Form Instructions.....	163
Blank Sample CIP Request Form.....	165
Glossary.....	166

Introduction & Summary Information

Guide to the Sections of the FY 2019-2023 Capital Improvement Plan

The capital improvement plan (CIP) outlines the City's plan for achieving the goals, objectives, and service delivery levels desired by the Mayor and City Council. The purpose of this plan is to forecast and match projected revenues and major capital needs over a five (5)-year period. Capital planning is an important management tool that strengthens the linkages between community infrastructure needs and the financial capacity of the City.

The City defines CIP capital expenditures as any expenditure of major value that recurs irregularly, results in the acquisition of a fixed asset, and has a useful life greater than one (1) year. As a rule of thumb, items included in the CIP are those which involve:

- acquisition, renovation, and/or construction of a single fixed asset greater than \$100,000 – excluding vehicle or equipment purchases,
- any land purchases not associated with another CIP project, or
- capital road maintenance or construction greater than \$100,000 – excluding recurring or routine maintenance projects

The CIP is updated annually to ensure that it addresses new and changing priorities within the City.

Introduction/Summary Information: The introduction section consists primarily of the Manager's Message – an executive summary of the CIP from the City Manager to the Mayor and City Council. It discusses the major factors impacting the CIP and provides a summary of first-year projects and funding sources. The introduction also includes the CIP Policy, the Mayor and Council goals and objectives, organizational and financial summary charts, and the CIP Ordinance.

Detailed CIP Project Information: This section includes a brief summary of the City's capital improvement projects approved in the FY 2019 budget. For each capital expenditure, the CIP includes an expenditure description, a justification of the expenditure and how it addresses a City goal, proposed funding levels and sources, and, if applicable, an estimate of ongoing operating costs.

Year 1 Projects and Projects Previously Approved by City Council: This section includes a brief summary of the City's capital improvement projects that are currently in-progress and those that were approved for funding in the first fiscal year of the CIP, or FY 2019. The CIP includes projects that are spread out over multiple years, and as such, this document also includes descriptions of previously approved projects that are currently in-progress. For each of these capital projects, the CIP includes an expenditure description, a justification of the expenditure and how it addresses a City goal, proposed funding levels and sources, and, if applicable, an estimate of the five-year impact of ongoing personnel and operating costs.

Supplemental Information: This section contains supplemental information regarding the City's CIP process, including the CIP Request Form, the CIP Request Form Instructions, and a glossary of CIP terminology.

CONTACT INFORMATION

If you have any questions regarding this document, please contact the Finance Department at:
(704) 920-5261 or (704) 920-5263, or visit the City's website at:

<http://www.concordnc.gov/Departments/Finance/Budget/Capital-Improvement-Plan>

Capital Improvement Plan (CIP) Process

How is the CIP developed?

The CIP is updated annually as part of the City's regular budget process. After departments submit their CIP requests to Budget in the late fall, the City's capital project selection committee reviews and evaluates the proposed projects based on Mayor and City Council service priorities, infrastructure needs, the financial capacity of the city, and the impact the projects could have on the City's operating budgets.

Once the projects are evaluated, the committee recommends the selection and timing of capital projects through future fiscal years. First-year projects are incorporated into the City Manager's recommended annual operating budget. In some cases, plans are made to include the project in a separate capital project ordinance, to be approved by the City Council when the operating budget is approved. The Mayor and City Council are also presented the future, unappropriated, planning years for their consideration, review, and endorsement so that staff can proceed with planning and evaluation of potential capital projects.

Capital Improvement Plan

The capital improvement plan is simply that – a *plan*. As such, projects are subject to change based on new or shifting service needs, special financing opportunities, emergency needs, or other directives or priorities established by the Mayor and City Council. Because priorities can change, projects included in outward planning years are not guaranteed for funding.

Operating Budget Impacts

Departmental budgets may be impacted by capital projects once they are completed and require maintenance/upkeep. Examples of these impacts include additional or reduced utilities, fuel costs, or staffing changes, which may not be realized until after projects are completed. When available, the impacts of capital projects on the annual operating budget are estimated and included in Section 4 for each project's CIP. For many projects, the operating costs are captured in the department's annual operating budget and no additional operating costs are listed. Most projects will not have an operating impact in the initial funding year, since this is typically the construction/installation phase and operating budgets are not impacted.

FY2019-2023 CIP Development Calendar

TASK	START DATE	DUE/END DATE(S)	JULY	AUG	SEPT	OCT	NOV	DEC	JAN	FEB	MARCH	APRIL	MAY	JUNE
CIP Entry into Budget System	11/6/18	12/1/18												
Council and Community service level goals and objectives established by Mayor & City Council	1/25/18	1/26/18												
CIPs discussed during departmental budget meetings	2/8/18	3/1/18												
CIP selection committee review meetings	1/8/18	3/23/18												
City Manager's recommended budget containing CIPs presented to Mayor & City Council	5/30/18	5/30/18												
Budget available for public viewing at City Clerk's Office	5/30/18	6/14/18												
Mayor & City Council review budget and performance objectives	5/30/18	6/14/18												
Public Hearing conducted; CIP ordinance adopted by City Council	6/14/18 (Budget Public Hearing)	6/14/18 (Budget Public Hearing)												

Legend:

- Budget Staff, Department Directors
- Mayor, City Council, City Mgt., Dept. Directors, Budget Staff
- CIP Selection Committee
- City Mgt., Budget Staff, Department Directors
- City Mgt. & Budget Staff
- Mayor & City Council



May 31, 2018
The Honorable William C. "Bill" Dusch, Mayor
Members of the City Council
Concord, North Carolina

Dear Mayor Dusch and Members of the City Council:

I'm pleased to present you the Capital Improvement Plan (CIP) for the fiscal years 2019-2023. The CIP serves as a long-range planning tool used to help the City match revenues with major capital (items/projects with a unit cost over \$100,000) needs over a five-year period. The projects in the CIP are derived from Council Goals, citizen requests, and departmental recommendations. A summary version of the CIP was provided with my recommended budget and fiscal year 2019 projects were included in the operating budget that City Council adopted on June 14, 2018. Subsequent fiscal year projects are unfunded and presented for planning purposes only.

Major Factors Impacting Capital Planning

Revenue – All budgets are constrained by available revenues and that is no different for Concord. Capital projects are prioritized so that available funds are allocated based on need, Council priority, and their impact on service provision. Fiscal year 2019 includes funding for a variety of City projects.

Enhancing Quality of Life/Place: Parks & Recreation projects are a highlight of the FY 2019 CIP. Funding is included for making progress on aspects of Coddle Creek, McEachern, and Hector H. Henry II greenways. An Open Air Learning Center will be constructed at the Burrage Road House facility to accommodate Parks and Recreation programming. Funds will also be set aside for the eventual development of a Northwest Community Park. The budget includes funding to participate in the I-85 branding project along corridors into the City to help enhance the sense of place.

Improving Traffic Conditions & Pedestrian Safety: With the rapid growth the City is experiencing, the importance of transportation infrastructure cannot be understated. A number of projects are underway across the City to ease congestion-related traffic and improve pedestrian safety. Funding is appropriated to replace traffic signals in the downtown, participate in construction of a flyover at Concord Mills, realign Dorland Ave, add lanes to portions of Bruton Smith Blvd and US 601 at Flowes Store Rd. Funding continues to expand sidewalks, extend sidewalks along Union Street, S. and add pedestrian signal upgrades in Downtown Concord.

Maintenance of City Facilities & Infrastructure: As City facilities age, there is a need to renovate buildings to meet safety standards and citizen expectations. Funding has been included for expansions to Rutherford and West Concord cemeteries. For the Fire department, construction will begin for a permanent Fire Station #10 and design funding has been allocated for future Station #12. Electric will fund construction of a new equipment shed at the BOC, construction of a New Delivery #4/100kv Interconnect to eliminate Duke's Delivery #2, and construction of Sub N at Copperfield Blvd. Water projects include an emergency generator at Hillgrove Water Treatment Plant, TRS at Midland and Mt. Pleasant water tanks, the rehabilitation of a pump station at Corban Avenue, and the construction of a new water tank at Highway 29. To maintain a high quality of play, repairs are funded for bridges at Rocky River Golf Course. The FY 2019 CIP also continues the expansion of the City's fiber network.

Environmental Protection- Our environment is fragile, and we realize the importance of being good stewards. The CIP continues to ensure our continuing attention to the undesired effects of stormwater run-off and its environmental impacts through the replacement of three stormwater culverts and five waterline expansions. The second phase of a wastewater outfall will be constructed along Havencrest Court. Funding is also included for the design portion of Three Mile Branch stream restoration at the McGee Park playground.

First-Year CIP Project Listing

A total of \$28,830,717 in capital projects has been identified for FY2019. A list of all first-year projects and their primary funding sources (in parenthesis) can be found below. Additional project detail is available on the following pages of this CIP document.

Parks & Recreation Capital Projects Fund

- Three Mile Branch Stream Restoration – McGee Park Playground: \$180,000 (transfer from General Fund)
- Coddle Creek Greenway Phases 1 & 2 Development: \$88,000 (transfer from General Fund)
- Northwest Park Development: \$1,700,000 (transfer from General Fund)
- McEachern Greenway Hospital Phase: \$20,000 (transfer from General Fund)
- Open Air Learning Center: \$110,000 (transfer from General Fund)
- Hector H. Henry II Greenway – Cannon Crossing Phase: \$60,000 (transfer from General Fund)

Wastewater Capital Projects Fund

- Lincoln Street Sewer Outfall to Broad Drive: \$365,000 (transfer from Wastewater Fund)
- Wilshire Ave to Sedgfield St Sewer Replacement: \$285,000 (transfer from Wastewater Fund)

Transportation Capital Projects Fund

- Downtown Signal Replacement: \$440,000 (vehicle fees, transfer from General Fund)
- Infrastructure Improvements, Sidewalk Program: \$150,000 (vehicle fees)
- Concord Mills Flyover: \$63,330 (transfer from General Fund)
- Brookwood Avenue NE Corridor Enhancement: \$1,211,843 (transfer from General Fund)
- US601/Flowers Store Road Improvements: \$185,000 (transfer from General Fund, CMAQ grant)
- Bruton Smith Boulevard at Weddington Rd NW: \$182,099 (transfer from General Fund, CMAQ grant)
- Union Street, South Sidewalk Extension: \$400,000 (transportation alternative program, transfer from General Fund)
- Downtown Pedestrian Signal Upgrade: \$242,000 (transfer from General Fund, transportation alternative program)
- I-85 Branding Project: \$250,000 (transfer from General Fund)
- Dorland Ave Realignment Phase II: \$200,000 (transfer from General Fund)

Fire Capital Projects Fund

- Fire Station #10 Permanent Station: \$5,147,445 (transfer from general capital reserves)
- Fire Station #12: \$350,000 (transfer from general capital reserves, General Fund)

General Capital Projects Fund

- Rutherford & West Concord Cemetery Expansion: \$67,000 (transfer from General Fund)
- Fiber Network Extension: \$150,000 (transfer from City departments)

Stormwater Projects Fund

- Havencrest Court Culvert Replacement: \$849,000 (transfer from Stormwater)
- Chadborne Avenue Culvert Replacement: \$882,000 (transfer from Stormwater)
- Chelwood Drive Replacement: \$904,000 (transfer from Stormwater)

Electric Projects Fund

- New Delivery #4 & 100kV Interconnected – Phase 1: \$1,000,000 (transfer from Electric Fund)
- New Delivery #4 & 100kV Interconnected – Phase 2: \$1,000,000 (transfer from Electric Fund)
- Construction of Sub N at Copperfield Blvd: \$350,000 (transfer from Electric Fund)
- Large Truck/Equipment Shed: \$1,200,000 (transfer from Electric Fund)

Water Projects Fund:

- George Liles Blvd 24" Water Line Phase 3: \$270,000 (transfer from Water Fund)
- US 29 Water Tank: \$550,000 (transfer from Water Fund)
- Poplar Tent Road 24" Water Line Extension: \$3,143,000 (transfer from Water Fund)
- Pitts School Road 24" Water Line Extension: \$1,189,000 (transfer from Water Fund)
- NC Highway 49 30" Water Line Extension: \$5,279,000 (transfer from Water Fund)
- Corban Avenue Pump Station Rehabilitation: \$133,000 (transfer from Water Fund)
- Hillgrove Water Treatment Plant Emergency Generator: \$600,000 (transfer from Water Fund)
- Roberta Road 8" Waterline Replacement: \$35,000 (transfer from Water Fund)
- TRS for Midland & Mt Pleasant Water Tanks: \$100,000 (transfer from Water Fund)

Rocky River Golf Course:

- Golf Course Bridges: \$75,000 (transfer from General Fund)

First-Year Revenue Sources

Pay-as-you-go: Whenever possible, pay-as-you-go ("operating revenue" or "Transfer from --- Fund") funding is the preferred method of funding CIP projects. Most items listed above use this method.

Capital Reserve Funds: These funds have been set aside for use in funding capital projects.

Vehicle Fees: The City collects a small fee for vehicles registered within City limits. Revenue from this fee goes directly to fund transportation projects.

Grant Funds: The City continues to aggressively pursue state and federal grant funding and has been successful in many of these efforts. Examples of grant funding include NCDOT reimbursements, Transportation Alternative Program grants, and Congestion Mitigation and Air Quality grants.

Conclusion

The following pages of this document provide additional detail on the projects listed above as well as those in future planning years. This document is considered a "living" document that serves as a planning guide and will be adjusted as existing projects change and new needs arise.

Respectfully submitted,



Lloyd Wm. Payne, Jr. ICMA-CM
City Manager

FY 2018-2019 CITY COUNCIL GOALS

On January 25 and 26, 2018, the Mayor and City Council held the annual planning session. The direction provided by the Mayor and Council during the planning session has been developed into a statement of goals for the City of Concord for FY 2018-2019. These goals guide budget development and implementation. In addition to this statement of goals, the City has also developed a set of financial policies that are approved by City Council to guide the City in the financial management of all funds. Although North Carolina local governmental units must adhere to the requirements set forth in the North Carolina Local Government Budget and Fiscal Control Act, the financial policies approved by City Council are often more stringent than State requirements to assure the City of Concord will continue to function in a very fiscally sound manner.

The FY 2018-2019 goals are presented according to functional areas. During the year, monthly functional meetings are held to monitor progress on these goals and to identify new issues that must be considered for long-range planning. City Departments are evaluated on their performance in meeting these goals.

General Government

- Communicate legislative goals and agendas to representatives for both the Federal and State legislative processes.
- Continue to maintain a fund balance goal of 30 to 35 percent of General Fund expenditures and use fund balance only for non-recurring capital expenditures.
- Continue to include a performance measurement component in the external agency process, requiring monitoring, and reporting of performance outcomes for funded agencies.
- Continue to adhere to approved financial management policies that maintain the City's financial strength and integrity including continuation of conservative revenue estimates that reflect economic conditions and the aggressive pursuit of revenues collections.
- Continue to prepare the City's annual budget document in compliance with criteria established to obtain the Government Finance Officers Association's (GFOA) budget award and submit the document for review to the GFOA.
- Continue to maintain a sound financial position that results in bond ratings that are at least as beneficial as current ratings.
- Continue to update and re-adopt the Capital Improvement Program, detailing capital projects, estimated costs, and funding sources.
- Continue to maintain accounting systems in compliance with the NC Local Government Budget and Fiscal Control Act.
- Continue to prepare the Comprehensive Annual Financial Report (CAFR) in compliance with the required criteria in order to obtain the GFOA Certificate of Achievement for Excellence in Financial Reporting.
- Continue to finance capital costs so that future growth can help pay for major capital needs and improvements, but continue to use pay-as-go method for most other capital purchases.
- Continue to enhance partnership among management, directors, and Customer Service Advancement Team to serve our citizens and customers, apply best practices to enhance satisfaction levels, and focus on continuous improvement.
- Continue to support the recognized neighborhood program and seek opportunities to enhance the quality of relationships, strengthen communications, and build capacity of neighborhood leaders.
- Consider the citizen survey findings and ETC's recommended investment priorities for FY19 budget development and capital planning for future years.
- Explore additional resources to provide enhanced communications and outreach in the form of more original content and improved social media engagement.
- Invest in coworker compensation and benefits to ensure the recruitment and retention of talent to deliver community services, including specific actions for Police and Electric staff.

Transportation

- Continue to routinely monitor projects and consider participation in additional projects to assure Transportation Fund revenues are being used to fund highest priorities and funds are available for local matches to leverage additional projects with a focus on City infrastructure.
- Continue, at a minimum, appropriating existing revenue amounts using 2-cents of the Ad Valorem tax and \$5.00 of the Vehicle tax for the Transportation Fund.
- Continue to maintain the \$400,000 minimum balance in the Transportation Fund.
- Budget \$150,000 annually within the Transportation Fund to implement priorities in the Pedestrian Improvement Plan based on established policy.
- Continue efforts to secure funding for Congestion Mitigation Air Quality (CMAQ), Federal Transportation, Community, and System Preservation Program (TCSP), Economic Enhancement, Highway Safety Improvement (HSIP), and small construction projects from the federal government and/or the NCDOT, and continue to coordinate associated local activities with NCDOT Division 10.
- Continue to apply funding revenues toward City infrastructure rehabilitation projects not addressed under routine maintenance programs.
- Continue support for launch and implementation of the Concord-Charlotte Express regional transit service.
- Develop a viability analysis process to support privately and/or publicly-owned corporate/general aviation hangars at Concord Regional Airport

Environment/Solid Waste and Recycling

- Continue emphasis on improving community appearance through regular street sweeping, litter pick-up and removal of signs that violate City ordinance. Explore focusing on litter through enforcement, communication, and City-led roadside activities.
- Continue to pursue strategies to reduce fuel consumption, including diversification of fueling methods, purchasing hybrid vehicles when possible, replacing aging light-duty vehicles with smaller more fuel-efficient vehicles, increasing fuel storage capacity and the use of blended fuels and target goals to reduce overall fuel consumption.
- Transition existing commercial white paper recycling customers to receive biweekly commingled collection from Waste Pro, allowing Solid Waste staff to support other areas of need.

Utilities

- Consider funding the identified wastewater system improvements during the upcoming budget process.
- Continue to educate the public and all system customers on the importance of water conservation.
- Continue to pursue strategies to promote water conservation, water re-use, and investigate alternatives to reducing individual water use.
- Continue to work with WSACC to develop a plan to reuse water for irrigation and other permitted purposes.
- Continue to enforce consistent rights-of-way protection policy to include notification of property owners relative to existing obstructions, conflicts, or structures within the utility right-of-way.
- Continue the current practice of only maintaining stormwater systems on public rights of way, and seek alternate funding mechanisms and encourage private owners to do the same to address drainage issues on property outside of public rights of way.
- Continue to follow the RW Beck recommendations for the Electric System.
- Allow the wholesale cost increases to be handled by the purchased power adjustment over the next few years that Duke has forecasted significant capital cost expenditures that will affect increases in the City's demand cost.
- Investigate ways to control/buffer these increases for customers through applying rate stabilization funds to the purchased power adjustment.
- Continue to match Duke Energy's avoided cost rate for purchase of renewable generation projects that attach to the City's system.

Planning/Economic Development/Redevelopment

- Implement the 2030 Land Use Plan, including prioritization of follow-up corridor and area plans.
- Advocate for stability in state economic development efforts, and continue to support the Cabarrus Economic Development Corporation's work with strategic partners including the Charlotte Regional Partnership and Economic Development Partnership of NC, and the development of a strategic program of work to drive opportunities for growth in the presented sectors.

- For FY 19-20 (following the completion of the Land Use Plan update), consider expanding community input into other areas through an overall strategic planning process.
- Consider enhancing the City's support of public art installations with process and funding models recommended by the Public Art Advisory Committee.
- Continue strategic implementation of the Downtown Master Plan, according to the plan's existing implementation matrix.
- Explore the feasibility of a pilot bike share program, with minimal investment from the City, to support connectivity to greenways, neighborhoods, and community centers.
- Address the deteriorating health of downtown street trees, and communicate with stakeholders and the community in general about how street trees and lighting relate to the Downtown Master Plan's streetscape and beautification goals.
- Evaluate ways to enhance the City's role in maintaining and building affordable housing, including exploring the pros and cons of investing in a General Fund allocation, creation of an affordable housing non-profit entity, and/or establishing formal designation as a Housing Authority.
- Work with the existing county-level homelessness task force, and discuss creating an entity to better coordinate efforts with the help of local elected officials.
- Continue to support the business recruitment and development efforts of the Concord Downtown Development Corporation (CDDC) in attracting new business and enhancing existing downtown businesses.
- Continue to work closely with economic development partners in Cabarrus County to present a complete coordinated recruitment and retention effort.
- Continue to regulate the design criteria for commercial development in accordance with the Concord Development Ordinance (CDO), with emphasis on low impact development.
- Continue the close working relationship between various City Departments on zoning and ordinance issues, and continue to use the methods in place to weigh the positives versus the negatives of future annexations.

Public Safety

- Continue to explore opportunities to make Fire Station #1 on Church Street a museum if Fire Station #1 is relocated to another location in the future.
- Support the projected Fire Department facility, equipment, and personnel needs to meet service demands.
- Continue support of an Urban Archery Season consistent with state and local law.
- Continue to maintain code enforcement penalties and fees, with annual monitoring of potential changes in order to ensure that the penalties properly discourage code violations.
- Partner with Kannapolis and Cabarrus County to replace the aging Exault Microwave Communications System with an Ethernet capable Microwave System, which will be compatible with a future Charlotte UASI (Urban Area Security Initiative) Region-wide Motorola system upgrade.

Recreation/Parks/Open Space

- Work with internal City departments to identify projects that offer opportunities for greenway, park, and connectivity development. Parks and Recreation's Senior Park Planner will participate on the Development Review Committee with a focus on identifying opportunities to meet these needs.
- Work with Planning Department with a goal of having ordinances in place by 2020 to require dedication and potential construction of greenways and connectivity. Supporting language exists in the Parks and Recreation section of the draft 2030 Land Use Plan.
- Develop criteria for the use of external sources for services when that use would prevent a delay or accelerate greenway, park, and connectivity development.
- Pursue funding for acquisition and construction consistent with the Open Space Connectivity Analysis.

Fund & Budget Unit Structure (FY 2018-2019)

Below outlines the organizational structure the city uses to account for (including accounting numbers) revenues and expenditures of city operations. Revenues are accounted at the fund level. Expenditures are accounted at the budget unit level (e.g. Governing Body, Tree Trimming, Purchasing, Police, etc.).

GENERAL FUND

FUND 100 – GENERAL FUND

General Government

1. Governing Body – 4110
2. Public Services Admin. – 4115
3. City Manager’s Office – 4120
4. Human Resources – 4125
5. Wellness Center – 4126
6. Finance – 4130
7. Tax – 4140
8. Legal – 4150
9. Non-Departmental – 4190

Public Safety

10. Police – 4310
11. Code Enforcement – 4312
12. Emergency Communications – 4315
13. Radio Shop – 4330
14. Fire Operations – 4340
15. Fire Prevention – 4341
16. Fire Training – 4342
17. Emergency Management - 4343

Public Works

18. Streets & Traffic – 4510
19. Powell Bill – 4511
20. Traffic Signals – 4513
21. Traffic Services – 4514
22. Solid Waste & Recycling – 4520
23. Cemeteries – 4540
24. Fleet Services -- 4550

Economic Development

25. Planning & Neighborhood Development – 4910
26. Transportation Planning – 4915
27. Economic Development – 4920

Cultural and Recreational

28. Parks and Recreation – 6120
29. Aquatics – 6121

SPECIAL REVENUE FUNDS

FUND 201 – MUNICIPAL SERVICE DISTRICT FUND

1. Municipal Service District – 5000

FUND 210 – SECTION 8 VOUCHER PROGRAM FUND

1. Housing Vouchers Program – 1500

FUND 292 – ADDL. \$5 VEHICLE TAX (TRANSIT) FUND

1. Addl. \$5 Vehicle Tax – 8200

FUND 310 – COMMUNITY DEVELOPMENT BLOCK GRANT FUND

1. Administration – 3109
2. Projects – 3110

FUND 320 – HOME CONSORTIUM FUND

1. Administration – 3207
2. Projects – 3208

ENTERPRISE FUNDS

FUND 600 – STORMWATER FUND

1. Stormwater Operations – 7100

FUND 610 – ELECTRIC SYSTEMS FUND

1. Electric Administration – 7200
2. Purchased Power – 7210
3. Powerlines Maintenance – 7220
4. Tree Trimming – 7230
5. Electric Construction – 7240
6. Peak Shaving – 7241
7. Electric Engineering Services – 7250
8. Utility Locate Services – 7260

FUND 620 – WATER RESOURCES FUND

1. Hillgrove Treatment Plt. – 7330
2. Coddle Creek Treatment Plt. – 7331
3. Waterlines Op. & Maint. – 7340

FUND 630 – PUBLIC TRANSIT FUND

1. Rider Transit System – 7615

FUND 640 – WASTEWATER RESOURCES FUND

1. Wastewaterlines Op. & Maint.– 7420

FUND 650 – GOLF COURSE FUND

1. Rocky River Golf Club – 7501

FUND 680 – AVIATION FUND

1. Aviation Operations – 4530

FUND 690 – PUBLIC HOUSING FUND

1. Public Housing Operations – 1000

INTERNAL SERVICES FUND

FUND 800 – INTERNAL SERVICES FUND

1. Utilities Collections – 4200
2. Data Services – 4210
3. Billing – 4215
4. Customer Care – 4220
5. Engineering - 4230
6. Purchasing – 4250
7. Buildings & Grounds – 4270

PROJECT FUNDS

FUND 420 – PARKS & RECREATION CAPITAL PROJECTS

1. Parks & Recreation Capital Projects – 8300
2. Hector H Henry II Greenway – 8311
3. McEachern Greenway – 8312
4. Parks – 8313

FUND 421 – WASTEWATER CAPITAL PROJECTS

1. Wastewater Projects – 8402
2. Quail Haven – 8403
3. Irish Buffalo/Zion Church Outfall – 8404

FUND 423 – TRANSPORTATION CAPITAL PROJECTS

1. Streets Projects – 8600

FUND 426 – FIRE & LIFE SAFETY PROJECTS

1. Fire & Life Safety Projects – 8670

FUND 429 – WATER CAPITAL PROJECTS

1. Water Projects – 8700

FUND 430 – GENERAL CAPITAL PROJECTS

1. BOC Capital Projects- 8800
2. Planning & Neighborhood Service Projects – 8801
3. Solid Waste Projects – 8802
4. Data Services Projects - 8803
5. General Fund Capital Projects – 8804

FUND 451 –AIRPORT PROJECTS

1. Airport Projects – 6300

FUND 473 – ELECTRIC PROJECTS

1. Electric Projects – 6949

FUND 474 – STORMWATER PROJECTS

1. Stormwater Master Plan – 7101
2. Stream Restoration Project – 7102
3. Stormwater Projects – 7103

FUND 475 – ROCKY RIVER GOLF COURSE PROJECTS

1. Golf Course – 7550

FIRST CONCORD/DEBT SERVICE FUNDS

FUND 550 – 2010 LIMITED OBLIGATION

1. 2010 LOBS – 7020

FUND 552 – 2014 LOBS

1. 2014 LOBS First Concord – 6990

GOVERNMENTAL FUNDS

FUND 350 – MARKET RATE UNITS FUND

1. Market Rate Units – 3500

CAPITAL RESERVE FUNDS

FUND 282 – UTILITY CAPITAL RESERVE

1. Utility Capital Reserve – 8120

FUND 285 – GENERAL CAPITAL RESERVE PROJECTS

1. Capital Reserve Expenditures – 8150

Capital Improvement Plan, Budget, & Financial Policy

I. PREPARATION OF THE CAPITAL IMPROVEMENT PLAN (CIP):

- A. The purpose of the capital improvement plan (CIP) is to forecast and match projected revenues and major capital needs over a five (5)-year period. Long-range capital planning is an important management tool, which strengthens the linkages between community infrastructure needs and the financial capacity of the City.
- B. All proposals for capital investment shall go through the capital planning process.
- C. Definition of appropriate capital items for inclusion on the CIP:
 - 1. Definition of a CIP capital expenditure – Expenditure of major value that recurs irregularly, results in the acquisition of a fixed asset, and has a useful life greater than one (1) year.
 - 2. As a rule of thumb, items to be included in the CIP include those which:
 - (a) Involve the acquisition, renovation, and/or construction of a single fixed asset greater than \$100,000 – excluding vehicle or equipment purchases
 - (b) involve any land purchases not associated with or included in another CIP project
 - (c) involve capital road maintenance or construction greater than \$100,000 – excluding recurring or routine maintenance projects
- D. Difference between departmental capital outlay items (in operating budget) and capital project outlay items (in CIP):
 - 1. Departmental capital items shall not be submitted as part of the CIP. Departmental capital items include:
 - (a) equipment/tools, furniture, office equipment such as computers and fax machines, minor remodeling, or other construction projects below \$100,000 (such items should be outlined in the “Capital Outlay” section of the operating budget request).
 - (b) all vehicles/rolling stock/machinery below \$100,000
 - 2. However, any upcoming, or 1st year costs associated with a CIP request shall be entered in the department’s operating budget request in order to ensure that 1st year CIP costs are noted and included in the Manager’s Recommended Budget.
- E. Inclusion of expenditures for maintenance and/or staffing in the CIP:
 - 1. All operating, maintenance, and personnel budget expenditures associated with the purchase of a CIP item shall be included and noted in the annual operating budget. However, for reporting and future expenditure forecasting purposes, the estimated additional expenditures on operating, maintenance, and personnel shall be included on all CIP requests.

II. ORGANIZATIONAL ISSUES:

- A. Departments are responsible for identifying, documenting, and justifying CIP requests. Departments are also responsible for obtaining project cost estimates and identifying appropriate revenue sources for the project (the Finance Dept. shall assist in identifying costs and appropriate revenue sources).
- B. The City Manager, in conjunction with the Finance Director and Budget staff, shall be responsible for coordinating the CIP process and submission of the CIP to the Mayor and City Council.
- C. A capital project selection committee shall be used to evaluate and recommend a ranking of proposed projects to the City Manager. This committee shall be comprised of:
 - City Manager, Deputy City Manager, Assistant City Manager, Director of Planning & Neighborhood Development, Finance Director, Budget & Performance Manager, Budget Analyst, and Director of Engineering.
- D. Council review, recommendation, and adoption of CIP:
 - 1. The City Manager’s Recommended CIP shall be submitted to the Mayor and City Council for their review and recommendation during the beginning stages of the annual budget process.
NOTE: Governing Body recommendation of the CIP does not authorize money for any of the

projects in the plan, but the recommendation by the Governing Body shall provide the City Manager direction to proceed with formulating the annual CIP and inclusion of first year CIP items in the City Manager's Recommended City Budget.

2. A Capital Projects Ordinance will be adopted by City Council with the City's Operating Budget establishing necessary project fund structures for CIP expenditures at the beginning of the fiscal year.

III. EVALUATION OF PROJECT MERIT:

- A. Proposed CIP items will be evaluated and ranked according to merit by requesting departments.
- B. Projects should generally be foreseen ahead of the time (preferably 2+ years) of need to allow time for planning long-term financing strategies or financing methods.

IV. FUNDING SOURCES:

- A. Debt will be considered for capital projects under the following circumstances:
 1. The capital item is a long-living (useful life greater than one (1) year) asset.
 2. The asset has a useful life expectancy that equals or exceeds the length of the debt financing period.
- B. The following types or combination of financing may be considered under the following circumstances:
 1. *Debt methods:*
 - (a) *General Obligation Bonds (G.O. Bonds)* – The capital item is used for a public facility or equipment that is a public good and that has no revenue-producing capability (e.g. streets and municipal buildings or structures). Generally, G.O. Bonds are only used for major General Fund projects.
 - (b) *2/3 General Obligation Bonds* – Without voter approval, G.O. Bonds may be issued annually on 2/3 of net G.O. debt reduction (principal retirement) in the prior year.
 - (c) *Revenue Bonds* -- The capital item is used for a non-public good in which a revenue stream is associated with the capital item (e.g. airport, water, wastewater, and electric system capital items).
 - (d) *Special Obligation Bonds (S.O. Bonds)* – S.O. Bonds may be used for solid waste management projects which can include equipment or facilities for construction of incinerators, land for recycling facilities, drainage collection and treatment systems for landfills, land and liners for landfills, monitoring wells, recycling equipment and facilities, and volume reduction equipment; can also be used for water/sewer projects
 - (e) *Special Assessments* – The capital item benefits only immediately adjacent property. Adjacent property owners pay the special assessments after the improvement is completed and its cost is known. Therefore, special assessments are not a method of capital financing, but rather a method of eventually paying for the improvements for which they are levied. Other sources of funds are needed to finance the improvements for which the assessments are later levied.
 - (f) *Property Secured Debt* – The capital item can be secured as collateral itself. Includes lease or installment purchase transactions and certificates of participation (COPS) or limited obligation bonds (LOBS).
 2. *Non-debt methods (Also referred to as Pay-as-you-go, or Pay-Go)*
 - (a) *Current revenues* – The capital item can be acquired through existing revenues.
 - (b) *Capital reserves* – The capital item can be funded from City Council designated taxes or revenue streams that are set aside in a separate fund.
 - (c) *Capital recovery, facility, or impact fees* – Capital items may be financed from charges to benefiting property owners for major infrastructure or facilities that benefit that property. Charges can be levied and collected before infrastructure is built.

- (d) *Fund Balance* – The capital item can be funded with unassigned operating fund balances.
- (e) *Grants* – Funding of the capital item was secured upon application of a governmental grant (examples might include CDBG or HOME grants, law enforcement grants, or EPA water quality grants.)
- (f) *Gifts* – The capital item may be purchased or acquired with restricted or non-restricted donations by citizens or corporations.

C. *Debt Limits*

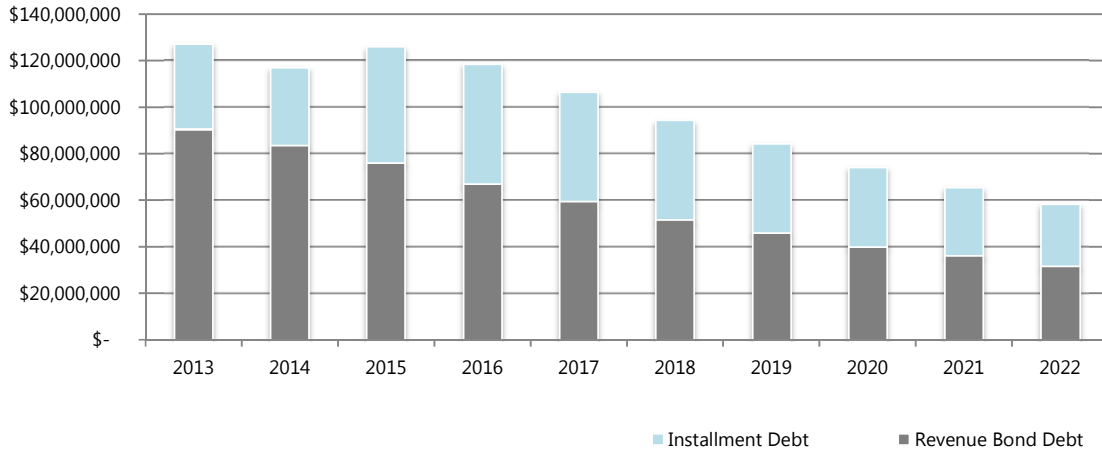
1. The City shall not exceed N.C.G.S. 159-55(c) limiting the amount of net bonded debt outstanding to 8% of appraised value of property subject to taxation, and
2. Annual G.O Bond debt service payments (principal and interest) shall not exceed 15% of the City's General Fund operating budget.

D. *Over or Underestimated Projects*

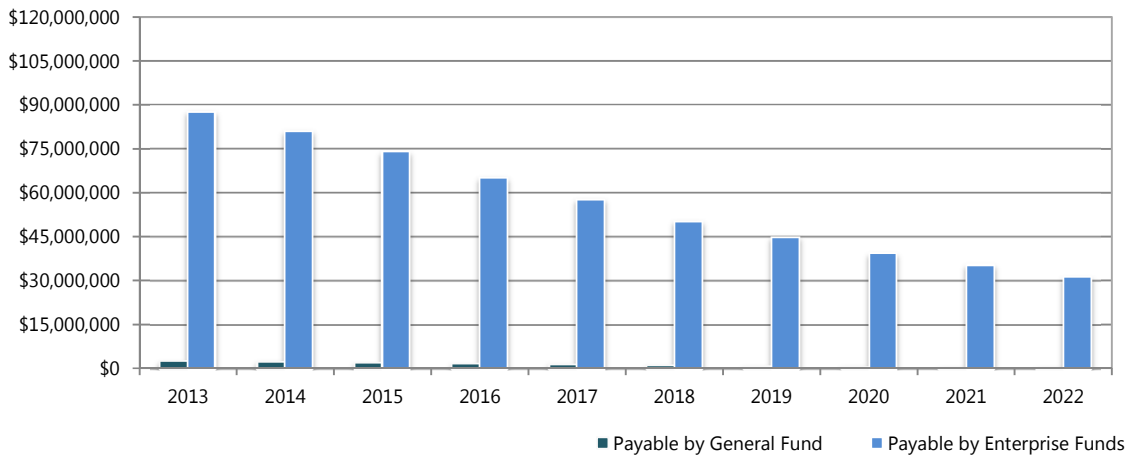
1. In the case of a capital project that is under or overestimated, projects will be evaluated on a case-by-case basis.

City Debt Service By Type

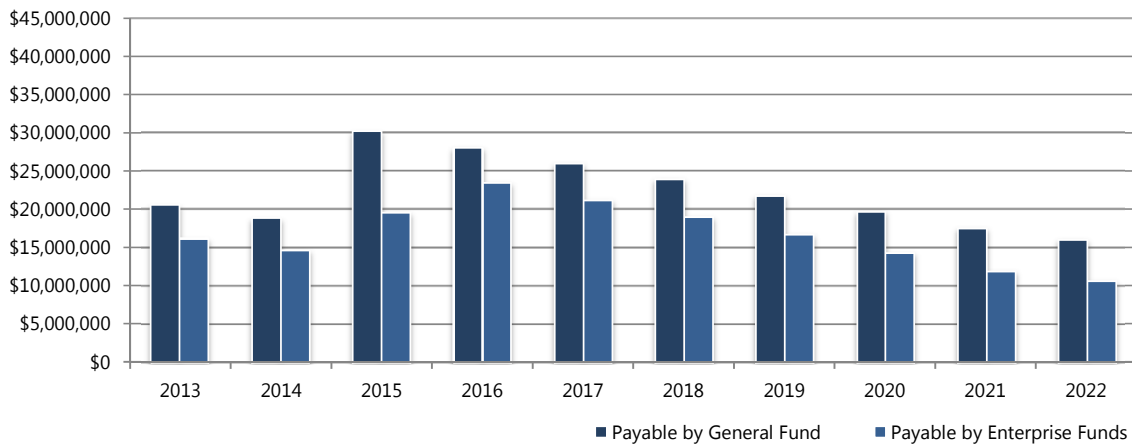
Total City Debt Principal by Financing Method



Revenue Bond Debt Principal



Loans & Installment Notes Principal



CITY OF CONCORD, NORTH CAROLINA
CAPITAL PROJECT ORDINANCE

BE IT ORDAINED by the City Council of the City of Concord, North Carolina, the following project expenditures and anticipated fund revenues are hereby appropriated for the construction of the City's various capital projects and funds for the fiscal year beginning July 1, 2018 and ending June 30, 2019.

SECTION 1: CAPITAL RESERVE PROJECTS

General Fund – Capital Reserve Fund 285

Transfer to Capital Projects	\$6,847,445	
From Future Project Reserves		\$6,847,445
	<u>\$6,847,445</u>	<u>\$6,847,445</u>

SECTION 2: GENERAL FUND CAPITAL PROJECTS

Recreation Projects Fund 420

3 Mile Branch-McGee Playground	\$180,000	
Coddle Creek Greenway	\$88,000	
Open Air Learning Center	\$110,000	
Northwest Park	\$1,700,000	
H. Henry Greenway Cannon Crossing	\$60,000	
McEachern Greenway– Hospital	\$20,000	
Transfer from General Capital Reserve Fund		\$1,700,000
Transfer from the General Fund		\$458,000
	<u>\$2,158,000</u>	<u>\$2,158,000</u>

General Projects Fund 430

Cemetery-Rutherford	\$27,000	
Cemetery-W Concord	\$40,000	
Fiber Network Extension	\$150,000	
Transfer from General Fund		\$193,108
Transfer from Stormwater Fund		\$2,078
Transfer from Electric Fund		\$9,141
Transfer from Water Fund		\$5,817
Transfer from Aviation Fund		\$3,740
Transfer from Wastewater Fund		\$3,116
	<u>\$217,000</u>	<u>\$217,000</u>

Fire Projects Fund 426

Fire Station #10	\$5,147,445	
Fire Station #12	\$350,000	
Transfer from General Capital Reserve Fund		\$5,147,445
Transfer from General Fund		\$350,000
	<u>\$5,497,445</u>	<u>\$5,497,445</u>

SECTION 3: OTHER FUND CAPITAL PROJECTS

Transportation Projects Fund 423

Pedestrian Improvements (Sidewalks)	\$150,000	
Brookwood Improvements	\$1,211,843	
Concord Mills Flyover	\$63,330	
Bruton Smith/Weddington Intersection	\$182,099	

US601 & Flow Store Road Imp.	\$185,000	
Downtown Signal Replacement	\$440,000	
I-85 Branding	\$250,000	
Dorland Realignment	\$200,000	
Union Street Sidewalk Extension	\$400,000	
Downtown Pedestrian Signal Upgrade	\$242,000	
Vehicle Licenses \$5 Fee		\$350,000
Transfer from General Fund		\$2,167,000
CMAQ		\$293,672
TAP-Federal Funding		\$513,600
	<u>\$3,324,272</u>	<u>\$3,324,272</u>

Stormwater Projects Fund 474

Chelwood Culvert	\$904,000	
Havencrest Culvert	\$274,000	
Chadborne Culvert	\$882,000	
Transfer from Stormwater Fund		\$2,060,000
	<u>\$2,060,000</u>	<u>\$2,060,000</u>

Electric Projects Fund 473

Copperfield Blvd Substation	\$350,000	
Delivery #4 100kV	\$1,000,000	
Truck/Equipment Shed	\$1,200,000	
Delivery #4 Substation	\$1,000,000	
Transfer from Electric Fund		\$3,550,000
	<u>\$3,550,000</u>	<u>\$3,550,000</u>

Water Projects Fund 429

George Liles Blvd Line III	\$270,000	
US 29 Water Tank	\$550,000	
Hillgrove Generator	\$600,000	
Roberta Road Line	\$35,000	
TRS Midland & Mt Pleasant Tanks	\$100,000	
Poplar Tent Waterline	\$3,143,000	
Pitt School Waterline	\$1,189,000	
NC Hwy 49 Waterline	\$5,279,000	
Corban Avenue Pump Restoration	\$133,000	
Capacity Fees		\$4,000,000
Transfer from Water Fund		\$7,299,000
	<u>\$11,299,000</u>	<u>\$11,299,000</u>

Wastewater Projects Fund 421

Wilshire Ave Outfall	\$285,000	
Lincoln Street Outfall	\$365,000	
Transfer from Wastewater Fund		\$650,000
	<u>\$650,000</u>	<u>\$650,000</u>

Golf Projects Fund 475

Bridges	\$75,000	
Transfer from General Fund		\$75,000
	<u>\$75,000</u>	<u>\$75,000</u>

SECTION 4: SPECIAL AUTHORIZATION – CITY MANAGER

- a. The City Manager (or his/her designee if sum is under \$10,000) shall be authorized to reallocate departmental appropriations among the various objects of expenditures, as he believes necessary.
- b. The City Manager shall be authorized to effect interdepartmental transfers

in the same fund, not to exceed 10 percent of the appropriated monies for the department whose allocation is reduced.

- c. Interfund transfers, which are already established in the capital improvement budget document, may be accomplished without recourse to the Council.
- d. Projects that are complete and inactive for at least one year may be closed without recourse to the Council.

SECTION 5: RESTRICTIONS – CITY MANAGER


- a. The interfund transfer of monies, except as noted in Section 4, Paragraph C, shall be accomplished with Council authorization only.
- b. Any unused funds may be reappropriated to other funds with Council authorization only.

SECTION 6: UTILITIZATION OF CAPITAL IMPROVEMENTS BUDGET

This ordinance shall be the basis of the financial plan for capital improvement projects for the City of Concord during FY 2018-19. The above revenues/expenditures shall extend from year to year until each individual project is completed and closed.

This Ordinance is approved and adopted this 14th day of June, 2018.

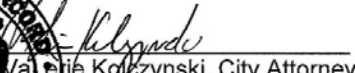
CITY COUNCIL
CITY OF CONCORD
NORTH CAROLINA


William C. Dusch, Mayor

ATTEST:


Kim Deason, Clerk




Valerie Koczynski, City Attorney

Detailed CIP Project Information

Operating Impacts Related to First-Year Projects

All expenses for capital improvement projects are budgeted in capital project budget units and all revenues for capital improvement projects are budgeted in capital project funds. Not all projects have operating budget impacts, but those that will are outlined below. Capital equipment and vehicle purchases are directly budgeted in individual operating budgets and no longer included in the CIP.

Transfers from Operating Budgets

The majority of the funding for FY19 capital improvement projects comes from transfers from operating budgets. Revenues are generated through sources such as sales & property tax collections, user fees, and/or utility rates. The following amounts will be transferred from Operating funds to Capital Project funds:

General Fund:	\$ 1,076,108
Water Fund:	\$ 7,304,817
Electric Fund:	\$ 3,559,141
Stormwater Fund:	\$ 2,062,078
Wastewater Fund:	\$ 653,116

Additional Operating Impacts related to CIPs

Fire:

Fire Stations #10 and #12: Construction will begin on a permanent station #10 and design is funded for station #12. It is anticipated that completion of station #10 will impact the fire department's utility and maintenance budgets. Construction of a new station #12 will result in additional personnel costs due to increased staffing; as well as utility and maintenance costs, to be determined after designs are completed.

Parks & Recreation:

Open Air Learning Center: Once constructed, the Center will have a small impact on Parks & Recreation utility and maintenance costs.

Building & Grounds:

Hector H. Henry II Greenway, Cannon Crossing Phase: With completion of additional 1.75 greenway miles, Building & Grounds will need to add grounds keeping staff in FY20. The cost for this position and related supplies is estimated to cost \$52,000.

Northwest Park Development: Once a site is identified and the park is constructed, additional Building & Grounds staff will be needed in FY21. Costs related to this position are estimated to be \$37,000.

Electric:

Large Truck/Equipment Shed: Shed design and construction is funded in FY19. The design will inform future estimates for utility cost increases for heating, cooling, and lighting the building that will impact the Electric operating budget.

Capital Improvement Plan Listing (CIP)

Functional Area / Budget Unit	CIP Title	Funding Source(s)	Total Appropriations to Date	FY 2019 Budget	FY 2019 Operating Budget Impact	FY 2020 Budget	FY 2020 Operating Budget Impact	FY 2021 Budget	FY 2021 Operating Budget Impact	FY 2022 Budget	FY 2022 Operating Budget Impact	FY 2023 Budget	FY 2023 Operating Budget Impact	Future (remainder of project)	Total Budget Impact
Parks & Recreation Capital Projects Fund - 420															
P&R - Capital Projects 8300	Three Mile Branch Stream Restoration - McGee Park Playground	Transfer from General Fund	30,000	180,000											180,000
	Coddle Creek Greenway, Phase One & Two Development	Transfer from General Fund	25,000	88,000		2,100,000	37,000								2,225,000
	Northwest Park Development	Transfer from Capital Reserve	5,031	1,700,000		7,000,000			37,000						8,737,000
	McEachern Greenway, Hospital Phase Development	Transfer from General Fund	90,000	20,000											20,000
	Frank Liske - Soccer Lights	Transfer from General Fund				1,100,000									1,100,000
	Open-Air Learning Center	Transfer from General Fund		110,000											110,000
	Hector H Henry II Greenway, Cannon Crossing Phase	Transfer from General Fund		60,000		2,400,000	52,000								2,512,000
	Hector H Henry II Greenway, Golf Course Phase Development	Transfer from General Fund				840,000									840,000
	Webb Field Renovations	Transfer From General Fund				50,000		500,000							550,000
Hector H. Henry II Greenway 8311	Hector H Henry II Greenway, Riverwalk Phase Development	Parks and Recreation Trust Fund Grant, Transfer from General Fund	2,026,585				37,000								37,000
	Hector H Henry II Greenway, Airport Phase	Grant, Transfer from General Fund	80,500					1,911,000		103,110					2,014,110
P&R - Capital Projects 8300	Logan Optimist Shelter	Transfer from General Fund						120,000							120,000
	WW Flowe Park Phase Two	Transfer from General Fund						300,000		6,000,000					6,300,000
	Park Lighting Project	Transfer from the General Fund						250,000		250,000					500,000
	McEachern Greenway Parking Lot	Transfer from General Fund						300,000							300,000
Parks & Recreation Capital ProjectsFund CIP Total - Expense			2,257,116	2,158,000		13,490,000	126,000	3,381,000	37,000	6,250,000	103,110				25,545,110
Parks & Recreation Capital Projects Fund - Revenue Sources & Grant Proceeds								400,000							400,000
Operating Revenue (for CIP)						126,000		37,000		103,110					266,110
Transfer From Gen Fund				458,000		6,949,000		1,470,000		6,250,000					23,368,000
Transfer Fr Gen Cap Reserve				1,700,000		7,000,000		1,511,000							1,511,000
Parks & Recreation Capital ProjectsFund CIP Total - Revenue				2,158,000		13,949,000	126,000	3,381,000	37,000	6,250,000	103,110				25,545,110
Wastewater Capital Projects Fund - 421															
Wastewater Projects 8402	Lincoln Street Sewer Outfall Replacement To Broad Drive	Transfer From Sewer		365,000		1,348,000									1,713,000
	Wilshire Avenue Sewer Replacement To Sedgfield Street	Transfer From Sewer		285,000		1,130,000									1,415,000
	Irish Buffalo Creek Sewer Outfall Replacement To Central Drive	Transfer From Sewer				100,000		340,000							440,000
	Irish Buffalo Creek Sewer Outfall Replacement To Aaron Place	Transfer From Sewer				155,000		654,000							809,000
	Irish Buffalo Creek Sewer Outfall Replacement To Bost Avenue	Transfer From Sewer						205,000		753,000					958,000
	Three Mile Branch Sewer Outfall Replacement To Shamrock Street	Transfer From Sewer						225,000		923,000					1,148,000
	Cold Water Creek Tributary Outfall To NC Highway 49	Transfer From Sewer								1,535,000		6,930,000			8,465,000
	Coddle Creek Tributary Outfall To Sunberry Lane	Transfer From Sewer								675,000		2,860,000			3,535,000
Wastewater Capital ProjectsFund CIP Total - Expense				650,000		2,733,000		1,424,000		3,886,000		9,790,000			18,483,000
Wastewater Capital Projects Fund - Revenue Sources & Totals															
Transfer From Sewer				650,000		2,733,000		1,424,000		3,886,000		9,790,000			18,483,000
Wastewater Capital ProjectsFund CIP Total - Revenue				650,000		2,733,000		1,424,000		3,886,000		9,790,000			18,483,000
Transportation Capital Projects Fund - 423															
Street Projects 8600	Downtown Signal Replacement	\$5 Vehicle Fees, 2c Transfer from General Fund		440,000											440,000
	Infrastructure Projects - Pedestrian Improvement Sidewalks	\$5 Vehicle Fees		150,000		150,000		150,000		150,000		150,000			750,000
	Concord Mills Blvd Flyover	2c Transfer from General Fund	1,500,000	63,330											63,330
	Brookwood Ave NE Corridor Enhancement	2c Transfer from General Fund	4,902,400	1,211,843		1,888,157									3,100,000
	Spring, Chestnut, Broad Intersection Improvements	\$5 Vehicle Fees, 2c Transfer from General Fund				695,000									695,000
	US 601 at Flowes Store Rd Improvements	CMAQ, 2c Transfer from General Fund	225,000	185,000		1,951,469									2,136,469

Capital Improvement Plan Listing (CIP)

Functional Area / Budget Unit	CIP Title	Funding Source(s)	Total Appropriations to Date	FY 2019 Budget	FY 2019 Operating Budget Impact	FY 2020 Budget	FY 2020 Operating Budget Impact	FY 2021 Budget	FY 2021 Operating Budget Impact	FY 2022 Budget	FY 2022 Operating Budget Impact	FY 2023 Budget	FY 2023 Operating Budget Impact	Future (remainder of project)	Total Budget Impact
	Bruton Smith Blvd at Weddington Rd., NW Intersection Improvements	CMAQ, 2C Transfer from General Fund		182,099											182,099
	Union St., S Sidewalk Extension	2C Transfer from General Fund, Transportation Alternative Program (TAP)	10,000	400,000											400,000
	Downtown Pedestrian Signal Upgrade	2C Transfer from General Fund, Transportation Alternative Program (TAP)	70,000	242,000											242,000
	I-85 Branding Project	2C Transfer from General Fund		250,000											250,000
	Concord Farms Realignment	Golden Leaf Grant, 2C Transfer from General Fund										3,600,000			3,600,000
	Dorland Ave Realignment Phase II	2C Transfer from General Fund		200,000		775,000									975,000
Transportation Capital ProjectsFund CIP Total - Expense			6,707,400	3,324,272		5,459,626		150,000		150,000		3,750,000			12,833,898
Transportation Capital Projects Fund - Revenue Sources & Totals															
Vehicle License-Addl \$5				350,000		350,000		150,000		150,000		150,000			6,865,450
CMAQ Grant				293,672		1,561,176									1,854,848
Federal Aid				513,600											513,600
Grant Proceeds												1,000,000			1,000,000
Transfer From Gen Fund				2,167,000		3,548,450						2,600,000			2,600,000
Transportation Capital ProjectsFund CIP Total - Revenue				3,324,272		5,459,626		150,000		150,000		3,750,000			12,833,898
Fire & Life Safety Projects Fund - 426															
Fire Station Projects 8670	Fire Station 10 Permanent Station	Capital Reserve	319,921	5,147,445											5,147,445
	Fire Station 12	Transfer from General Fund, Capital Reserve	240,000	350,000		4,550,000									4,900,000
	Training Facility	Capital Reserve				350,000		11,794,000							12,144,000
	Fire Station 13	Capital Reserve										400,000		5,270,000	5,670,000
Fire & Life Safety ProjectsFund CIP Total - Expense			559,921	5,497,445		4,900,000		11,794,000				400,000		5,270,000	27,861,445
Fire & Life Safety Projects Fund - Revenue Sources & Totals															
Transfer From Gen Fund				350,000											
Transfer Fm Gen Cap Resv				5,147,445		4,900,000		1,400,000				400,000		2,700,000	
Fire & Life Safety ProjectsFund CIP Total - Revenue				5,497,445		4,900,000		1,400,000				400,000		2,700,000	1,445,000
Water Capital Projects Fund - 429															
Water Projects 8700	George Liles Boulevard 24" Water Line Phase 3	Transfer From Water	1,777,621	270,000											270,000
	Coddle Creek WTP Settling Basin Upgrades	Transfer From Water	1,725,000			3,000,000									3,000,000
	US Highway 29 Water Tank	Transfer from Water	5,000,000	550,000											550,000
	Poplar Tent Road 24" Water Line Extension	Transfer From Water	332,000	3,143,000											3,143,000
	Pitts School Road 24" Water Line Extension	Transfer From Water	137,000	1,189,000											1,189,000
	NC Highway 49 30" Water Line Extension	Transfer From Water, Capacity Fees	753,000	5,279,000											5,279,000
	Corban Avenue Pump Station Rehabilitation	Transfer From Water	137,000	133,000											133,000
	Hillgrove WTP Emergency Generator Replacement	Transfer From Water		600,000											600,000
	Roberta Road 8" Water Line Replacement	Transfer From Water		35,000		725,000									760,000
	TRS for Midland Tank and Mt. Pleasant Tank	Transfer From Water		100,000		100,000									200,000
	Coddle Creek WTP Switchgear Replacement	Transfer From Water				1,485,000									1,485,000
	Hillgrove WTP Settling Basin Improvements	Transfer From Water				300,000		2,300,000							2,600,000
	Resurface Clearwell #2 at Hillgrove WTP	Transfer From Water				130,000									130,000
	Virginia Street 6" Water Line Replacement	Transfer From Water				532,000									532,000
	Hillgrove WTP Bulk Storage Fluoride Tank	Transfer From Water				250,000									250,000
	Hillgrove WTP Filter to Waste Valve Rehab/Replacement	Transfer From Water				250,000									250,000
	NC Highway 73 24" Water Line (Kannapolis Parkway to Trinity Church Road)	Transfer From Water				196,000		1,108,000							1,304,000
	NC Highway 49 24" Water Line Extension	Transfer From Water				749,000		5,240,000							5,989,000
	General Services Drive 12" Parallel Water Line	Transfer From Water						32,000		218,000					250,000
	Zion Church Road 12" Parallel Water Line	Transfer From Water						37,000		259,000					296,000
	Coddle Creek WTP Dewatering Process Improvements	Transfer From Water								4,800,000					4,800,000
	George Liles Boulevard 24" Water Line Phase 4	Transfer From Water										2,875,000			2,875,000
	4 MGD Water Booster Pump Station	Transfer From Water										1,150,000			1,150,000
	NC Highway 601 24" Water Line Extension	Transfer From Water										1,402,000			1,402,000

Capital Improvement Plan Listing (CIP)

Functional Area / Budget Unit	CIP Title	Funding Source(s)	Total Appropriations to Date	FY 2019 Budget	FY 2019 Operating Budget Impact	FY 2020 Budget	FY 2020 Operating Budget Impact	FY 2021 Budget	FY 2021 Operating Budget Impact	FY 2022 Budget	FY 2022 Operating Budget Impact	FY 2023 Budget	FY 2023 Operating Budget Impact	Future (remainder of project)	Total Budget Impact
	NC Highway 601 Control Vault	Transfer From Water										156,000			156,000
	NC Highway 601 16" Water Line Extension	Transfer From Water										4,414,000			4,414,000
	Poplar Tent Road 12" Water Line Extension at NC Highway 73	Transfer from Water												685,303	685,303
	NC Highway 73 Water Main Connection to Charlotte Water	Transfer from Water												544,000	544,000
Water Capital ProjectsFund CIP Total - Expense			9,861,621	11,299,000		7,717,000		8,717,000		5,277,000		9,997,000		1,229,303	44,236,303
Water Capital Projects Fund - Revenue Sources & Totals															
Capacity Fees				4,000,000											
Transfer From Water				7,299,000		7,717,000		8,717,000		5,277,000		9,997,000		1,229,303	44,236,303
Water Capital ProjectsFund CIP Total - Revenue				11,299,000		7,717,000		8,717,000		5,277,000		9,997,000		1,229,303	44,236,303
General Capital Projects Fund - 430															
General Projects 8804	Rutherford & West Concord Cemetary Expansions	Transfer from General Fund	98,359	67,000		500,000									567,000
BOC Admin Projects 8800	Operations Center Improvements - Parking & Access Road	Capital Reserve						226,000				575,000			801,000
General Projects 8804	Fiber Network Extension	Transfers from Aviation, Electric, Gen Fund, Stormwater, Wastewater, & Water	695,453	150,000		150,000		150,000		150,000					600,000
BOC Admin Projects 8800	Operations Center Improvements - New Equipment Shelter	Capital Reserve				1,465,000	200,000								1,665,000
BOC Admin Projects 8800	Fleet Services Facility	Debt Financing												12,700,000	12,700,000
General Capital ProjectsFund CIP Total - Expense			793,812	217,000		2,115,000	200,000	376,000		150,000		575,000		12,700,000	16,333,000
General Capital Projects Fund - Revenue Sources & Totals															
Transfer From Gen Fund				193,108		626,108		126,108		126,108					1,071,432
Transfer Fm Gen Cap Resrv						1,465,000		226,000				575,000			2,266,000
Transfer Fr Stormwater				2,078		2,078		2,078		2,078					8,312
Transfer From Aviation				3,740		3,740		3,740		3,740					14,960
Transfer From Electric				9,141		9,141		9,141		9,141					36,564
Transfer From Sewer				3,116		3,116		3,116		3,116					12,464
Transfer From Water				5,817		5,817		5,817		5,817					23,268
Operating Revenue (for CIP)							200,000								200,000
Financing Proceeds														12,700,000	12,700,000
General Capital ProjectsFund CIP Total - Revenue				217,000		2,115,000	200,000	376,000		150,000		575,000		12,700,000	16,333,000
Airport Capital Projects Fund - 451															
Airport Projects 6300	SDA Commercial Passenger Terminal Building Phase 2	Federal Grant, State Grant, Transfer from Aviation						7,382,000				8,000,000			15,382,000
	Runway 20 EMAS	Federal Grant, State Grant, Transfer from Aviation				938,675		3,754,700							4,693,375
	South Development Apron Expansion Phase 2	Federal Grant, State Grant, Transfer from Aviation				250,000		5,914,000							6,164,000
	Airport Fire Station and Security Center	Federal Grant, State Grant, Transfer from Aviation								100,000		1,643,000			1,743,000
	Airport Hangar Taxilane Rehabilitation & Taxilane Strengthening	Federal Grant, State Grant, Transfer from Aviation						100,000		5,060,000					5,160,000
	East Side Airport Land Acquisition Area	Federal Grant, State Grant, Transfer from Aviation								5,090,000					5,090,000
	North Apron Expansion Phase 3	Federal Grant, State Grant, Transfer from Aviation				250,000		1,750,000							2,000,000
	New Relocated Airport Control Tower	Federal Grant, State Grant, Transfer from Aviation												3,700,000	3,700,000
	FBO Terminal Building Rehabilitation	Capital Reserve, Public-Private Partnership												13,380,000	13,380,000
	Corporate Hangar Development	Grant, Grant Match				3,500,000									3,500,000
	Myint Lane Airport Access Road	Transfer from Aviation				700,000									700,000
	Myint Lane Airport Apron Development	Federal Grant, State Grant, Transfer from Aviation				150,000		1,200,000							1,350,000

Capital Improvement Plan Listing (CIP)

Functional Area / Budget Unit	CIP Title	Funding Source(s)	Total Appropriations to Date	FY 2019 Budget	FY 2019 Operating Budget Impact	FY 2020 Budget	FY 2020 Operating Budget Impact	FY 2021 Budget	FY 2021 Operating Budget Impact	FY 2022 Budget	FY 2022 Operating Budget Impact	FY 2023 Budget	FY 2023 Operating Budget Impact	Future (remainder of project)	Total Budget Impact	
	Airport Helipads	Federal Grant, State Grant, Transfer from Aviation				410,000									410,000	
	North Internal Service Road	Federal Grant, State Grant, Transfer from Aviation				325,000		1,824,300							2,149,300	
	Runway Widening	Federal Grant, Local Grant Match				6,000,000									6,000,000	
Airport Capital ProjectsFund CIP Total - Expense						12,523,675		21,925,000		10,250,000		9,643,000		17,080,000	71,421,675	
Airport Capital Projects Fund - Revenue Sources & Totals																
Grant Proceeds								2,238,366		21,024,707		9,868,750		8,851,925	3,520,000	45,503,748
Transfer From Aviation								1,735,309		900,293		381,250		791,075	180,000	3,987,927
Other Income															6,400,000	6,400,000
Transfer From Cap Proj Financing Proceeds															6,980,000	6,980,000
Airport Capital ProjectsFund CIP Total - Revenue						8,550,000		12,523,675		21,925,000		10,250,000		9,643,000	17,080,000	71,421,675
Electric Capital Projects Fund - 473																
Electric Projects 6949	New Delivery #4 & 100 kV Interconnected - Phase 1	Transfer From Electric	370,000	1,000,000		6,329,912									7,329,912	
	Construction of 100 kV Sub at Delivery #4 - Phase 2	Transfer From Electric		1,000,000		2,645,254									3,645,254	
	Delivery #1 Replacement	Revenue Bonds						2,000,000							2,000,000	
	Construction of New Electric Substation N in Copperfield Blvd Location	Transfer from Electric		350,000		3,360,000									3,710,000	
	100 kV Transmission System Close Western Loop	Revenue Bonds								5,670,297					5,670,297	
	Large Truck/Equipment Shed	Transfer from Electric	100,000	1,200,000											1,200,000	
	Construction of New Electric Vehicle/Equipment/ Materials Shed	Revenue Bonds, Transfer from Electric								1,100,000					1,100,000	
Electric Capital ProjectsFund CIP Total - Expense			470,000	3,550,000		12,335,166		2,000,000		6,770,297					24,655,463	
Electric Capital Projects Fund - Revenue Sources & Totals																
Bond Proceeds										2,000,000		6,770,297			8,770,297	
Transfer From Electric							3,550,000		12,335,166						15,885,166	
Electric Capital ProjectsFund CIP Total - Revenue						3,550,000		12,335,166		2,000,000		6,770,297			24,655,463	
Stormwater Capital Projects Fund - 474																
Stormwater Projects 7103	Havencrest Court Culvert Replacement	Transfer From Stormwater	849,000	274,000											274,000	
	Glen Eagles Lane Culvert Replacement	Transfer From Stormwater	36,700			632,000									632,000	
	Chadbourne Avenue Culvert Replacement	Transfer From Stormwater	690,500	882,000											882,000	
	Chelwood Drive Culvert Replacement	Transfer From Stormwater	1,443,488	904,000											904,000	
	Kerr Street Culvert Replacement	Transfer From Stormwater				885,000									885,000	
	Brookwood Avenue Roadway Improvements	Transfer From Stormwater				1,260,000									1,260,000	
	Dylan Place Culvert Replacement Upper & Lower	Transfer From Stormwater				131,000		1,292,000							1,423,000	
	Duval Street Culvert Replacement	Transfer From Stormwater				94,000		925,000							1,019,000	
	Farmwood Boulevard Culvert Replacement	Transfer From Stormwater						91,000		896,000					987,000	
	Bridlewood Drive Culvert Replacement	Transfer From Stormwater						102,200		919,800					1,022,000	
	Miramar Culvert Replacements	Transfer From Stormwater								112,400		1,011,600			1,124,000	
	Morris Glen Drive Culvert Replacement	Transfer From Stormwater								40,600		365,400			406,000	
	Yvonne Drive Culvert Replacements	Transfer From Stormwater								111,200		1,000,800			1,112,000	
	Spring Street Culvert Replacement	Transfer From Stormwater										41,100		369,900	411,000	
	Glenwood Drive Culvert Replacement	Transfer from Stormwater												718,000	718,000	
Stormwater Capital ProjectsFund CIP Total - Expense			3,019,688	2,060,000		3,002,000		2,410,200		2,080,000		2,418,900		1,087,900	13,059,000	
Stormwater Capital Projects Fund - Revenue Sources & Totals																
Transfer Fr Stormwater							2,060,000		3,002,000		2,410,200		2,080,000		2,418,900	13,059,000
Stormwater Capital ProjectsFund CIP Total - Revenue						2,060,000		3,002,000		2,410,200		2,080,000		2,418,900	13,059,000	
Rocky River Golf Course Projects Fund - 475																
Golf Projects 7550	Range Netting	Transfer from General Fund				100,000									100,000	
	Golf Course Bridges	Transfer from General Fund		75,000		75,000									150,000	
	Fairway Bunkers	Transfer from General Fund						125,000							125,000	
	Restroom Facility Construction	Transfer from General Fund				155,000									155,000	
Rocky River Golf Course ProjectsFund CIP Total - Expense				75,000		330,000		125,000							530,000	
Rocky River Golf Course Projects Fund - Revenue Sources & Totals																
Transfer From Gen Fund							75,000		330,000		125,000				530,000	
Rocky River Golf Course ProjectsFund CIP Total - Revenue						75,000		330,000		125,000					530,000	
CITY OF CONCORD CIP PROJECT TOTAL				28,830,717		64,605,467	326,000	52,302,200	37,000	34,813,297	103,110	36,573,900		37,367,203	254,958,894	

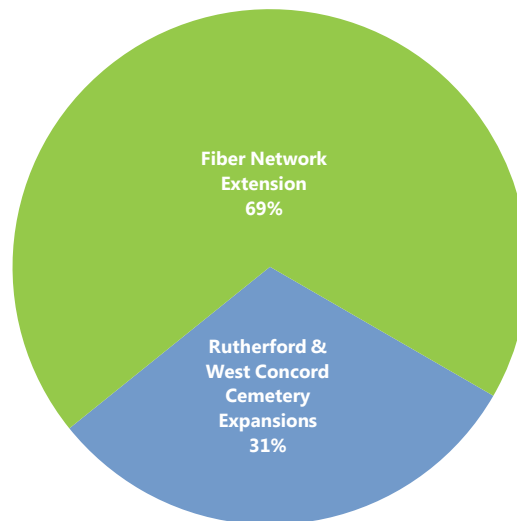
Fund 430: General Capital Projects

General Fund Capital Projects that are not Parks & Recreation or Fire projects are accounted for using this fund. This fund is comprised of the General Projects and the Brown Operations Complex Projects budget units.

	2018-2019 Approved	2019-2020 Planning Yr.	2020-2021 Planning Yr.	2021-2022 Planning Yr.	2022-2023 Planning Yr.	Future Planning Yr.
Expenses By Project						
Rutherford & West Concord Cemetery						
Expansions	\$ 67,000	\$ 500,000	\$ -	\$ -	\$ -	\$ -
Operations Center Improvements - Parking & Access Road	\$ -	\$ -	\$ 226,000	\$ -	\$ 575,000	\$ -
Fiber Network Extension	\$ 150,000	\$ 150,000	\$ 150,000	\$ 150,000	\$ -	\$ -
Operations Center Improvements - New Equipment Center	\$ -	\$ 1,665,000	\$ -	\$ -	\$ -	\$ -
Fleet Services Facility	\$ -	\$ -	\$ -	\$ -	\$ -	\$ 12,700,000
Total	\$ 217,000	\$ 2,315,000	\$ 376,000	\$ 150,000	\$ 575,000	\$ 12,700,000

	2017-2018 Approved	2018-2019 Planning Yr.	2019-2020 Planning Yr.	2020-2021 Planning Yr.	2021-2022 Planning Yr.	Future Planning Yr.
Revenues by Funding Source						
Transfer from General Fund	\$ 193,108	\$ 626,108	\$ 126,108	\$ 126,108	\$ -	\$ -
Transfer from General Capital Reserve	\$ -	\$ 1,665,000	\$ 226,000	\$ -	\$ 575,000	\$ -
Transfer from Stormwater	\$ 2,078	\$ 2,078	\$ 2,078	\$ 2,078	\$ -	\$ -
Transfer from Aviation	\$ 3,740	\$ 3,740	\$ 3,740	\$ 3,740	\$ -	\$ -
Transfer from Electric	\$ 9,141	\$ 9,141	\$ 9,141	\$ 9,141	\$ -	\$ -
Transfer from Sewer	\$ 3,116	\$ 3,116	\$ 3,116	\$ 3,116	\$ -	\$ -
Transfer from Water	\$ 5,817	\$ 5,817	\$ 5,817	\$ 5,817	\$ -	\$ -
Financing Proceeds	\$ -	\$ -	\$ -	\$ -	\$ -	\$ 12,700,000
Total	\$ 217,000	\$ 2,315,000	\$ 376,000	\$ 150,000	\$ 575,000	\$ 12,700,000

FY 2019 General Capital Projects



City of Concord, North Carolina

Fiscal Year 2018-19 through 2022-23 Capital Improvement Plan

Section 1	CIP Title	Rutherford & West Concord Cemetery Expansions					Budget Unit #	8804
Budget Unit	General Projects	Functional Area	Cemeteries				Priority Rank	1
Total CIP Cost	Total Appropriations to date	Budget Year 1 FY2018-19	Unappropriated Subsequent Years				Total Requested Funds	Type of CIP
			Year 2 FY2019-20	Year 3 FY2020-21	Year 4 FY2021-22	Year 5 FY2022-23		<input type="checkbox"/> New <input type="checkbox"/> Replacement <input type="checkbox"/> Land/ROW Acq. Required <input checked="" type="checkbox"/> Expansion <input type="checkbox"/> Renovation
665,359	98,359	67,000	500,000	0	0	0	567,000	

Section 2 Description

Develop remaining property at Rutherford and West Concord Cemeteries to develop additional grave plots.

History, Status, or Impact if Delayed

If this CIP does not receive funding in FY19, cemeteries will run out of available plots.

Justification or Link to City Goals

The cost estimate includes site development, asphalt paving, storm water management, and utilities.

Section 3 Capital Costs

Activity	FY 2018-19	FY 2019-20	FY 2020-21	FY 2021-22	FY 2022-23	Future \$\$	Total
Engineering	67,000	500,000	0	0	0	0	567,000
Total Capital Cost	67,000	500,000	0	0	0	0	567,000

Section 4 New or Additional Impact on Operating Budget

Type of Expenditure	FY 2018-19	FY 2019-20	FY 2020-21	FY 2021-22	FY 2022-23	Future \$\$	Total
Total							

Section 5 Method(s) of Financing

Funding Source(s)	FY 2018-19	FY 2019-20	FY 2020-21	FY 2021-22	FY 2022-23	Future \$\$	Total
Transfer from General Fund	67,000	500,000	0	0	0	0	567,000
Total	67,000	500,000	0	0	0	0	567,000

Section 6 Maps / Charts / Tables / Pictures **Section 7** Comments for Other Depts.



Engineering has begun surveying the tree-covered area and will provide final design.

City of Concord, North Carolina

Fiscal Year 2018-19 through 2022-23 Capital Improvement Plan

Section 1	CIP Title	Operations Center Improvements - Parking & Access Road					Budget Unit #	8800
Budget Unit	BOC Admin Projects	Functional Area	General Government				Priority Rank	2
Total CIP Cost	Total Appropriations to date	Budget Year 1 FY2018-19	Unappropriated Subsequent Years				Total Requested Funds	Type of CIP
			Year 2 FY2019-20	Year 3 FY2020-21	Year 4 FY2021-22	Year 5 FY2022-23		<input type="checkbox"/> New <input type="checkbox"/> Replacement <input type="checkbox"/> Land/ROW Acq. Required <input checked="" type="checkbox"/> Expansion <input type="checkbox"/> Renovation
801,000	0	0	0	226,000	0	575,000	801,000	

Section 2 **Description**

The existing employee parking area at the Alfred M. Brown Operations Center is near capacity, making it difficult to host training events and Citywide functions. This project increases the number of parking spaces and provides an access road that minimizes conflicts between personal vehicles and City vehicles.

History, Status, or Impact if Delayed

Justification or Link to City Goals

A space needs study was conducted for the Operations Center. This master plan projected 20 years of improvement needs. Phase 1 would consist of Intermediate Parking expansion of 24 parking places in the vicinity of the Department Head City vehicle parking behind the Admin Building. It is anticipated this will be completed in FY 17. Phase 2 (FY 19) would enhance the same area as identified in Phase 1 by expanding to a total of 45 parking places. Phase 3 (FY 21) would be the addition of 65 parking spaces to the lower side of the existing parking lot. Phase 4 (FY 23) would be adding the ring road to create better access/traffic flow into and out of the parking lot.

Section 3 **Capital Costs**

Activity	FY 2018-19	FY 2019-20	FY 2020-21	FY 2021-22	FY 2022-23	Future \$\$	Total
Clear/Grade/Site Prep	0	0	226,000	0	575,000	0	801,000
Total Capital Cost	0	0	226,000	0	575,000	0	801,000

Section 4 **New or Additional Impact on Operating Budget**

Type of Expenditure	FY 2018-19	FY 2019-20	FY 2020-21	FY 2021-22	FY 2022-23	Future \$\$	Total
Total							

Section 5 **Method(s) of Financing**

Funding Source(s)	FY 2018-19	FY 2019-20	FY 2020-21	FY 2021-22	FY 2022-23	Future \$\$	Total
Capital Reserve	0	0	226,000	0	575,000	0	801,000
Total	0	0	226,000	0	575,000	0	801,000

Section 6 **Section 7**

Maps / Charts / Tables / Pictures Comments for Other Depts.

City of Concord, North Carolina

Fiscal Year 2018-19 through 2022-23 Capital Improvement Plan

Section 1	CIP Title	Fiber Network Extension					Budget Unit #	8804
Budget Unit	General Projects	Functional Area	General Capital				Priority Rank	2
Total CIP Cost	Total Appropriations to date	Budget Year 1 FY2018-19	Unappropriated Subsequent Years				Total Requested Funds	Type of CIP
			Year 2 FY2019-20	Year 3 FY2020-21	Year 4 FY2021-22	Year 5 FY2022-23		<input type="checkbox"/> New <input type="checkbox"/> Replacement <input type="checkbox"/> Land/ROW Acq. Required <input checked="" type="checkbox"/> Expansion <input type="checkbox"/> Renovation
1,295,453	695,453	150,000	150,000	150,000	150,000	0	600,000	

Section 2 **Description**

Fiber network extension to provide high bandwidth connectivity for data, video, telephone, and SCADA needs for various City departments.

History, Status, or Impact if Delayed

The network provides faster connectivity and has reduced telephone costs by removing lease lines.

Justification or Link to City Goals

The existing fiber network was built over the last decade and has no redundant connection due to the project's cost and a focus on other City priorities.

Section 3 **Capital Costs**

Activity	FY 2018-19	FY 2019-20	FY 2020-21	FY 2021-22	FY 2022-23	Future \$\$	Total
Construction of Fiber Lines	150,000	150,000	150,000	150,000	0	0	600,000
Total Capital Cost	150,000	150,000	150,000	150,000	0	0	600,000

Section 4 **New or Additional Impact on Operating Budget**

Type of Expenditure	FY 2018-19	FY 2019-20	FY 2020-21	FY 2021-22	FY 2022-23	Future \$\$	Total
---------------------	------------	------------	------------	------------	------------	-------------	-------

Total

Section 5 **Method(s) of Financing**

Funding Source(s)	FY 2018-19	FY 2019-20	FY 2020-21	FY 2021-22	FY 2022-23	Future \$\$	Total
Transfer from Aviation	3,740	3,740	3,740	3,740	0	0	14,960
Transfer from Electric	9,141	9,141	9,141	9,141	0	0	36,564
Transfer from Gen Fund	126,108	126,108	126,108	126,108	0	0	504,432
Transfer from Stormwater	2,078	2,078	2,078	2,078	0	0	8,312
Transfer from Wastewater	3,116	3,116	3,116	3,116	0	0	12,464
Transfer from Water	5,817	5,817	5,817	5,817	0	0	23,268
Total	150,000	150,000	150,000	150,000	0	0	600,000

Section 6 **Section 7**

Maps / Charts / Tables / Pictures

Comments for Other Depts.

City of Concord, North Carolina

Fiscal Year 2018-19 through 2022-23 Capital Improvement Plan

Section 1	CIP Title	Operations Center Improvements - New Equipment Shelter				Budget Unit #	8800		
Budget Unit	BOC Admin Projects		Functional Area	General Government		Priority Rank	3		
Total CIP Cost	Total Appropriations to date	Budget Year 1 FY2018-19	Unappropriated Subsequent Years				Total Requested Funds	Type of CIP	
			Year 2 FY2019-20	Year 3 FY2020-21	Year 4 FY2021-22	Year 5 FY2022-23		<input checked="" type="checkbox"/> New	<input type="checkbox"/> Expansion
							<input type="checkbox"/> Replacement	<input type="checkbox"/> Renovation	
							<input type="checkbox"/> Land/ROW Acq. Required		
1,665,000	0	0	1,665,000	0	0	0	1,665,000		

Section 2 **Description**

Facilities that house the City's infrastructure equipment, materials, and staff must be able to accommodate the City's changing needs. Within the next five years, it is anticipated that additional covered storage will be needed to protect an expanding fleet of heavy-duty vehicles and sensitive equipment from sun and rain exposure. This project includes the construction of a shelter similar in size and character to the existing equipment

History, Status, or Impact if Delayed

Justification or Link to City Goals

A space needs study was conducted for the Alfred M Brown Operations Center. This master plan projected 20 years of improvement needs. Phase I of this plan included the construction of three new equipment shelters and the extension of the four existing equipment shelters.

Section 3 **Capital Costs**

Activity	FY 2018-19	FY 2019-20	FY 2020-21	FY 2021-22	FY 2022-23	Future \$\$	Total
Clear/Grade/Site Prep	0	765,000	0	0	0	0	765,000
Construction	0	700,000	0	0	0	0	700,000
Total Capital Cost	0	1,465,000	0	0	0	0	1,465,000

Section 4 **New or Additional Impact on Operating Budget**

Type of Expenditure	FY 2018-19	FY 2019-20	FY 2020-21	FY 2021-22	FY 2022-23	Future \$\$	Total
Design Work - Equipment Shelter CIP	0	200,000	0	0	0	0	200,000
Total	0	200,000	0	0	0	0	200,000

Section 5 **Method(s) of Financing**

Funding Source(s)	FY 2018-19	FY 2019-20	FY 2020-21	FY 2021-22	FY 2022-23	Future \$\$	Total
Capital Reserve	0	1,465,000	0	0	0	0	1,465,000
Transfer from General Fund	0	200,000	0	0	0	0	200,000
Total	0	1,665,000	0	0	0	0	1,665,000

Section 6 **Section 7**

Maps / Charts / Tables / Pictures

Comments for Other Depts.

City of Concord, North Carolina

Fiscal Year 2018-19 through 2022-23 Capital Improvement Plan

Section 1	CIP Title	Fleet Services Facility				Budget Unit #	8800		
Budget Unit	BOC Admin Projects		Functional Area	Public Works		Priority Rank	4		
Total CIP Cost	Total Appropriations to date	Budget Year 1 FY2018-19	Unappropriated Subsequent Years				Total Requested Funds	Type of CIP	
			Year 2 FY2019-20	Year 3 FY2020-21	Year 4 FY2021-22	Year 5 FY2022-23		<input checked="" type="checkbox"/> New	<input type="checkbox"/> Expansion
							<input type="checkbox"/> Replacement	<input type="checkbox"/> Renovation	
							<input type="checkbox"/> Land/ROW Acq. Required		
12,700,000	0	0	0	0	0	0	12,700,000		

Section 2 **Description**

Replace the existing Fleet Facility with a larger facility built on the recently purchased 33 acres at the BOC. Identified as a priority in the BOC Space Needs Study, the larger facility will have to be sufficient for future growth, will incorporate fire apparatus, and present opportunities for the Radio Shop and Fire Logistics to be located in the new or old facility. Includes additional service road, fuel facility (gas, diesel, CNG, electric) and parking conversion of the old fuel facility.

History, Status, or Impact if Delayed

BOC Space Needs Study dated 1/27/10 identifies the Fleet building as too small for current needs and future growth. Due to its location, the current building cannot be enlarged. Adverse impacts include: increased fleet downtime, which impacts all departments' ability to perform their jobs efficiently, increases costs, and reduces customer service.

Justification or Link to City Goals

The BOC Space Needs Study identified the fleet facility for replacement due to growth and the inability to expand the current building. The Concord fleet has nearly doubled in size since the design of the current fleet building, which has created the need for two shifts to accomplish required maintenance of the 1,000+ sized vehicle fleet. The additional requirements of maintaining the fire apparatus has added another 25 heavy-duty vehicles to Fleet's workload when facilitated the need to convert the current washbay to work space. The new facility would also provide needed staging areas for active and surplus equipment.

Section 3 **Capital Costs**

Activity	FY 2018-19	FY 2019-20	FY 2020-21	FY 2021-22	FY 2022-23	Future \$\$	Total
Clear/Grade/Site Prep	0	0	0	0	0	3,140,000	3,140,000
Construction	0	0	0	0	0	6,860,000	6,860,000
Engineering/Architectural Services	0	0	0	0	0	720,000	720,000
Heavy Equipment/Apparatus	0	0	0	0	0	1,300,000	1,300,000
Light Equip/Furniture	0	0	0	0	0	500,000	500,000
Preliminary Design	0	0	0	0	0	180,000	180,000
Total Capital Cost	0	0	0	0	0	12,700,000	12,700,000

Section 4 **New or Additional Impact on Operating Budget**

Type of Expenditure	FY 2018-19	FY 2019-20	FY 2020-21	FY 2021-22	FY 2022-23	Future \$\$	Total
Total							

Section 5 **Method(s) of Financing**

Funding Source(s)	FY 2018-19	FY 2019-20	FY 2020-21	FY 2021-22	FY 2022-23	Future \$\$	Total
Debt Financing	0	0	0	0	0	12,700,000	12,700,000
Total	0	0	0	0	0	12,700,000	12,700,000

Section 6 **Section 7**
Maps / Charts / Tables / Pictures Comments for Other Depts.

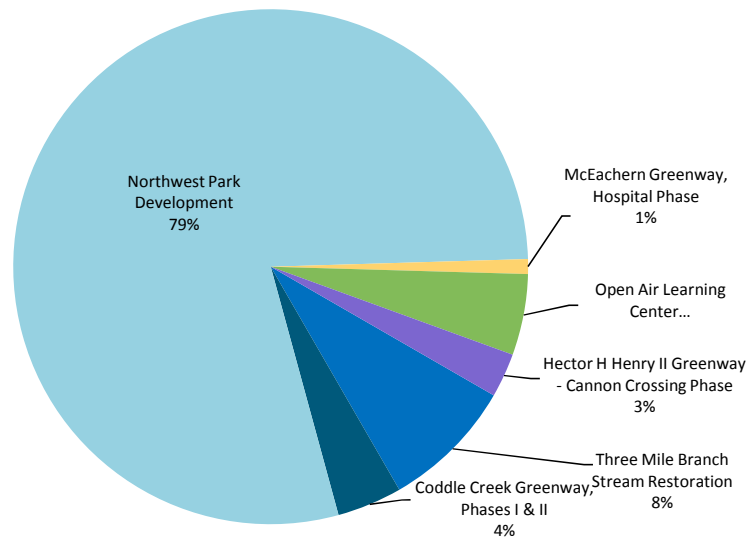
Fund 420: Parks & Recreation Capital Expenditures

Parks & Recreation Capital Projects are accounted for using this fund. It is comprised of the Parks & Recreation Capital Projects, Hector H. Henry II Greenway, McEachern Greenway, and Parks budget units.

	2018-2019 Approved	2019-2020 Planning Yr.	2020-2021 Planning Yr.	2021-2022 Planning Yr.	2022-2023 Planning Yr.	Future Planning Yr.
Expenses By Project						
Three Mile Branch Stream Restoration	\$ 180,000	\$ -	\$ -	\$ -	\$ -	\$ -
Coddle Creek Greenway, Phases I & II	\$ 88,000	\$ 2,137,000	\$ -	\$ -	\$ -	\$ -
Northwest Park Development	\$ 1,700,000	\$ 7,000,000	\$ 37,000	\$ -	\$ -	\$ -
McEachern Greenway, Hospital Phase	\$ 20,000	\$ -	\$ -	\$ -	\$ -	\$ -
Frank Liske - Soccer Lights	\$ -	\$ 1,100,000	\$ -	\$ -	\$ -	\$ -
Open Air Learning Center	\$ 110,000	\$ -	\$ -	\$ -	\$ -	\$ -
Hector H Henry II Greenway - Cannon Crossing Phase	\$ 60,000	\$ 2,452,000	\$ -	\$ -	\$ -	\$ -
Hector H Henry II Greenway - Golf Course Phase	\$ -	\$ 840,000	\$ -	\$ -	\$ -	\$ -
Webb Field Renovations	\$ -	\$ 50,000	\$ 500,000	\$ -	\$ -	\$ -
Hector H Henry II Greenway - Riverwalk Phase	\$ -	\$ 37,000	\$ -	\$ -	\$ -	\$ -
Hector H Henry II Greenway - Airport Phase	\$ -	\$ -	\$ 1,911,000	\$ 103,110	\$ -	\$ -
Logan Optimist Shelter	\$ -	\$ -	\$ 120,000	\$ -	\$ -	\$ -
WW Flowe Park Phase II	\$ -	\$ -	\$ 300,000	\$ 6,000,000	\$ -	\$ -
Park Lighting Project	\$ -	\$ -	\$ 250,000	\$ 250,000	\$ -	\$ -
McEachern Greenway Parking Lot	\$ -	\$ -	\$ 300,000	\$ -	\$ -	\$ -
Total	\$ 2,158,000	\$ 13,616,000	\$ 3,418,000	\$ 6,353,110	\$ -	\$ -

	2017-2018 Approved	2018-2019 Planning Yr.	2019-2020 Planning Yr.	2020-2021 Planning Yr.	2021-2022 Planning Yr.	Future Planning Yr.
Revenues by Funding Source						
Transfer from General Fund	\$ 458,000	\$ 6,490,000	\$ 1,470,000	\$ 6,250,000	\$ -	\$ -
Grant Proceeds	\$ -	\$ -	\$ 400,000	\$ -	\$ -	\$ -
Operating Revenue	\$ -	\$ 126,000	\$ 37,000	\$ 103,110	\$ -	\$ -
Transfer from Capital Reserve	\$ 1,700,000	\$ 7,000,000	\$ 1,511,000	\$ -	\$ -	\$ -
Total	\$ 2,158,000	\$ 13,616,000	\$ 3,418,000	\$ 6,353,110	\$ -	\$ -

FY2019 Parks & Recreation Projects



City of Concord, North Carolina

Fiscal Year 2018-19 through 2022-23 Capital Improvement Plan

Section 1	CIP Title	Three Mile Branch Stream Restoration - McGee Park Playground				Budget Unit #	8300		
Budget Unit	P&R - Capital Projects		Functional Area	Parks & Recreation		Priority Rank	1		
Total CIP Cost	Total Appropriations to date	Budget Year 1 FY2018-19	Unappropriated Subsequent Years				Total Requested Funds	Type of CIP	
			Year 2 FY2019-20	Year 3 FY2020-21	Year 4 FY2021-22	Year 5 FY2022-23		<input type="checkbox"/> New	<input type="checkbox"/> Expansion
							<input type="checkbox"/> Replacement	<input checked="" type="checkbox"/> Renovation	
			<input type="checkbox"/> Land/ROW Acq. Required						
210,000	30,000	180,000	0	0	0	0	180,000		

Section 2 **Description**

The project of Three Mile Branch Stream Restoration - McGee Park Playground is the restoration and major repairs to Three Mile Branch near the playground area of McGee Park.

History, Status, or Impact if Delayed

Three Mile Branch stream bank is eroding in the direction of McGee Park near the playground. The bank was armored several years ago, but the armoring is gone. If the erosion is not stopped, it will make the greenway trail and playground unsafe and unfit for use. Previous funding is for a consultant to design a solution. FY 18-19 funding is for construction.

Justification or Link to City Goals

This is a public safety issue.

Section 3 **Capital Costs**

Activity	FY 2018-19	FY 2019-20	FY 2020-21	FY 2021-22	FY 2022-23	Future \$\$	Total
Construction restoration/repairs	180,000	0	0	0	0	0	180,000
Total Capital Cost	180,000	0	0	0	0	0	180,000

Section 4 **New or Additional Impact on Operating Budget**

Type of Expenditure	FY 2018-19	FY 2019-20	FY 2020-21	FY 2021-22	FY 2022-23	Future \$\$	Total
---------------------	------------	------------	------------	------------	------------	-------------	-------

Total

Section 5 **Method(s) of Financing**

Funding Source(s)	FY 2018-19	FY 2019-20	FY 2020-21	FY 2021-22	FY 2022-23	Future \$\$	Total
Transfer from General Fund	180,000	0	0	0	0	0	180,000
Total	180,000	0	0	0	0	0	180,000

Section 6 **Section 7** **Comments for Other Depts.**

Maps / Charts / Tables / Pictures

City of Concord, North Carolina

Fiscal Year 2018-19 through 2022-23 Capital Improvement Plan

Section 1	CIP Title	Coddle Creek Greenway, Phase One & Two Development					Budget Unit #	8300
Budget Unit	P&R - Capital Projects	Functional Area	Parks & Recreation				Priority Rank	2
Total CIP Cost	Total Appropriations to date	Budget Year 1 FY2018-19	Unappropriated Subsequent Years				Total Requested Funds	Type of CIP
			Year 2 FY2019-20	Year 3 FY2020-21	Year 4 FY2021-22	Year 5 FY2022-23		<input checked="" type="checkbox"/> New <input type="checkbox"/> Replacement <input type="checkbox"/> Land/ROW Acq. Required <input type="checkbox"/> Expansion <input type="checkbox"/> Renovation
2,250,000	25,000	88,000	2,137,000	0	0	0	2,225,000	

Section 2 Description

Phase One
 This project is the development of Coddle Creek Greenway Phase One. This phase will begin in Dorton Park, pass under Poplar Tent Road, and travel a half mile downstream alongside Coddle Creek. Future phases will connect to Weddington Road and Highway 29.

Phase Two
 This project is the acquisition and development of Coddle Creek Greenway, Phase Two. The project begins at the property line of the Coble/Needham property and extends downstream 4,800 linear feet to Weddington Road. It comes up to roadside and travels east alongside Weddington Road as an over-land trail to the intersection with George Liles Parkway, where it connects to the existing pedestrian trail connecting Weddington Road to Highway 29. It also continues along Weddington Road to the three schools. Total sidewalk equals 4,900 linear feet. There may be an opportunity for parking at Coddle Creek and Weddington Road.

History, Status, or Impact if Delayed

Phase One
 Development of this phase is contingent upon acquisition of a trail easement from the Coble/Needham Family.

Phase Two
 If Coddle Creek Phase One and Two are completed, we then have an opportunity to develop a major local trail loop by completing the sidewalk along George Liles Parkway back to Poplar Tent Road and back to Dorton Park. This local trail loop would connect Western Concord residential, retail, schools, recreational facilities in a multi-modal transportation network.

Justification or Link to City Goals

Phase One
 Development of this greenway addresses bicycle/pedestrian trail needs that were identified as priorities in the Parks & Recreation Master Plan.

Phase Two
 This Phase connects to Coddle Creek Phase One and Dorton Park. It connects to Weddington Road, George Liles Parkway, Highway 29 and back to Dorton Park. This creates connectivity on the west side of the city.

Section 3 Capital Costs

Activity	FY 2018-19	FY 2019-20	FY 2020-21	FY 2021-22	FY 2022-23	Future \$\$	Total
Clear/Grade/Site Prep	0	350,000	0	0	0	0	350,000
Construction - Building/Utility	0	350,000	0	0	0	0	350,000
Construction Coddle Crk Ph2	0	1,400,000	0	0	0	0	1,400,000
Land Acquisition Coddle Crk Ph2	88,000	0	0	0	0	0	88,000
Total Capital Cost	88,000	2,100,000	0	0	0	0	2,188,000

Section 4 New or Additional Impact on Operating Budget

Type of Expenditure	FY 2018-19	FY 2019-20	FY 2020-21	FY 2021-22	FY 2022-23	Future \$\$	Total
Misc Supplies Greenway	0	7,000	0	0	0	0	7,000
Staffing for New Greenway	0	30,000	0	0	0	0	30,000
Total	0	37,000	0	0	0	0	37,000

Section 5 Method(s) of Financing

Funding Source(s)	FY 2018-19	FY 2019-20	FY 2020-21	FY 2021-22	FY 2022-23	Future \$\$	Total
Transfer from General Fund	88,000	2,100,000	0	0	0	0	2,188,000
Operating Revenue	0	37,000	0	0	0	0	37,000
Total	88,000	2,137,000	0	0	0	0	2,225,000

Section 6 Maps / Charts / Tables / Pictures **Section 7** Comments for Other Depts.

City of Concord, North Carolina

Fiscal Year 2018-19 through 2022-23 Capital Improvement Plan

Section 1	CIP Title	Northwest Park Development					Budget Unit #	8300
Budget Unit	P&R - Capital Projects	Functional Area	Parks & Recreation				Priority Rank	3
Total CIP Cost	Total Appropriations to date	Budget Year 1 FY2018-19	Unappropriated Subsequent Years				Total Requested Funds	Type of CIP
			Year 2 FY2019-20	Year 3 FY2020-21	Year 4 FY2021-22	Year 5 FY2022-23		<input checked="" type="checkbox"/> New <input type="checkbox"/> Replacement <input type="checkbox"/> Land/ROW Acq. Required <input type="checkbox"/> Expansion <input type="checkbox"/> Renovation
8,742,031	5,031	1,700,000	7,000,000	37,000	0	0	8,737,000	

Section 2 Description

Development of a community park to address needs in the Northwest that were identified in the Parks & Recreation Comprehensive Master Plan.

History, Status, or Impact if Delayed

The Parks & Recreation Master Plan identifies a NW Community Park as the highest priority need. A search for available land should begin immediately. A delay could make it increasingly difficult to assemble 75 acres of land.

Justification or Link to City Goals

The Parks & Recreation Comprehensive Master Plan identifies the need to acquire land for four(4) parks and develop them in the NW, N, Central and South. The NW Community Park could be 75 acres and may include active and passive components. Amenities identified in the Parks & Recreation Master Plan may addressed here. The amount budgeted for land acquisition represents 75 acres x \$30,000 per acre. This exceeds the 35-50 recommended in the Master Plan.

Section 3 Capital Costs

Activity	FY 2018-19	FY 2019-20	FY 2020-21	FY 2021-22	FY 2022-23	Future \$\$	Total
Architect	450,000	0	0	0	0	0	450,000
Clear/Grade/Site Prep	0	2,000,000	0	0	0	0	2,000,000
Construction	0	4,750,000	0	0	0	0	4,750,000
Heavy Equipment/Apparatus	0	250,000	0	0	0	0	250,000
Land Acquisition	1,250,000	0	0	0	0	0	1,250,000
Total Capital Cost	1,700,000	7,000,000	0	0	0	0	8,700,000

Section 4 New or Additional Impact on Operating Budget

Type of Expenditure	FY 2018-19	FY 2019-20	FY 2020-21	FY 2021-22	FY 2022-23	Future \$\$	Total
Misc Supplies for NW Park	0	0	7,000	0	0	0	7,000
Staff for NW Park	0	0	30,000	0	0	0	30,000
Total	0	0	37,000	0	0	0	37,000

Section 5 Method(s) of Financing

Funding Source(s)	FY 2018-19	FY 2019-20	FY 2020-21	FY 2021-22	FY 2022-23	Future \$\$	Total
Capital Reserve	1,700,000	7,000,000	0	0	0	0	8,700,000
Operating Revenue	0	0	37,000	0	0	0	37,000
Total	1,700,000	7,000,000	37,000	0	0	0	8,737,000

Section 6 Maps / Charts / Tables / Pictures **Section 7** Comments for Other Depts.

Note: The \$37,000 operational impact is an estimate generated by P&R. This would need to be confirmed by B&G.

City of Concord, North Carolina

Fiscal Year 2018-19 through 2022-23 Capital Improvement Plan

Section 1	CIP Title	McEachern Greenway, Hospital Phase Development				Budget Unit #	8300		
Budget Unit	P&R - Capital Projects		Functional Area	Parks & Recreation		Priority Rank	4		
Total CIP Cost	Total Appropriations to date	Budget Year 1 FY2018-19	Unappropriated Subsequent Years				Total Requested Funds	Type of CIP	
			Year 2 FY2019-20	Year 3 FY2020-21	Year 4 FY2021-22	Year 5 FY2022-23		<input type="checkbox"/> New	<input checked="" type="checkbox"/> Expansion
			<input type="checkbox"/> Replacement	<input type="checkbox"/> Renovation					
			<input type="checkbox"/> Land/ROW Acq. Required						
110,000	90,000	20,000	0	0	0	0	20,000		

Section 2 **Description**

The project is the design, land acquisition and construction of McEachern Greenway, Hospital Phase. This project addresses pedestrian, bicycle, and greenway needs that were identified in the Parks & Recreation Master Plan.

History, Status, or Impact if Delayed

McEachern Greenway is identified in the Parks & Recreation Master Plan to extend from Les Myer's Park to Carolinas Healthcare Center - NorthEast, a distance of 4.5 miles. This project would nearly complete the greenway as originally envisioned, lacking only a 1.3 mile connection from Burrage Road to the Shell Station.

Justification or Link to City Goals

The development of the McEachern Greenway, Hospital Phase is an approximately one and a half mile (1 1/2) segment that begins as a sidewalk at 946 Burrage Road as it passes over Three Mile Branch and travels uphill to Carolinas Healthcare Center - Northeast. This local loop would turn right and run along Lake Concord Road as a sidewalk, then turn right and follow Three Mile Branch as a natural surface greenway trail, downstream back to 946 Burrage Road. This project includes land acquisition, design, and construction of the greenway. McEachern Greenway is identified in the Parks & Recreation Master Plan as a priority need in the development of the Pedestrian/Bicycle Trail system. This local loop would serve employees and customers of the Hospital and Carolina Mall area.

Section 3 **Capital Costs**

Activity	FY 2018-19	FY 2019-20	FY 2020-21	FY 2021-22	FY 2022-23	Future \$\$	Total
Construction	20,000	0	0	0	0	0	20,000
Total Capital Cost	20,000	0	0	0	0	0	20,000

Section 4 **New or Additional Impact on Operating Budget**

Type of Expenditure	FY 2018-19	FY 2019-20	FY 2020-21	FY 2021-22	FY 2022-23	Future \$\$	Total
Total							

Section 5 **Method(s) of Financing**

Funding Source(s)	FY 2018-19	FY 2019-20	FY 2020-21	FY 2021-22	FY 2022-23	Future \$\$	Total
Transfer from General Fund	20,000	0	0	0	0	0	20,000
Total	20,000	0	0	0	0	0	20,000

Section 6 **Section 7**

Maps / Charts / Tables / Pictures

Comments for Other Depts.

City of Concord, North Carolina

Fiscal Year 2018-19 through 2022-23 Capital Improvement Plan

Section 1	CIP Title	Frank Liske - Soccer Lights				Budget Unit #	8300		
Budget Unit	P&R - Capital Projects		Functional Area	Parks & Recreation		Priority Rank	5		
Total CIP Cost	Total Appropriations to date	Budget Year 1 FY2018-19	Unappropriated Subsequent Years				Total Requested Funds	Type of CIP	
			Year 2 FY2019-20	Year 3 FY2020-21	Year 4 FY2021-22	Year 5 FY2022-23		<input type="checkbox"/> New	<input type="checkbox"/> Expansion
							<input type="checkbox"/> Replacement	<input checked="" type="checkbox"/> Renovation	
							<input type="checkbox"/> Land/ROW Acq. Required		
1,100,000	0	0	1,100,000	0	0	0	1,100,000		

Section 2 **Description**

This project would be to install lights and poles on our existing priority use soccer fields at Frank Liske Park.

History, Status, or Impact if Delayed

The fields are the primary fields used for the City's youth soccer program. Adding the lights would allow teams the opportunity to have practices during the week for the Fall season and future Spring season. Before and after time changes it's too dark to conduct soccer practices after 6pm. Adding the lights will allow teams to continue practices to the end of the season and allow for growth in the soccer program. The Priority Use Agreement with the County should be extended as a prerequisite for this capital expenditure.

Justification or Link to City Goals

Support the existing youth sports soccer program by maintaining a quality program and to address safety concerns by allow the youth to practice through out the sport program dates.

Section 3 **Capital Costs**

Activity	FY 2018-19	FY 2019-20	FY 2020-21	FY 2021-22	FY 2022-23	Future \$\$	Total
Architect/Engineer	0	100,000	0	0	0	0	100,000
Install lighting at our Frank Liske Soccer Fields	0	1,000,000	0	0	0	0	1,000,000
Total Capital Cost	0	1,100,000	0	0	0	0	1,100,000

Section 4 **New or Additional Impact on Operating Budget**

Type of Expenditure	FY 2018-19	FY 2019-20	FY 2020-21	FY 2021-22	FY 2022-23	Future \$\$	Total
Total							

Section 5 **Method(s) of Financing**

Funding Source(s)	FY 2018-19	FY 2019-20	FY 2020-21	FY 2021-22	FY 2022-23	Future \$\$	Total
Transfer from General Fund	0	1,100,000	0	0	0	0	1,100,000
Total	0	1,100,000	0	0	0	0	1,100,000

Section 6 **Section 7**

Maps / Charts / Tables / Pictures

Comments for Other Depts.

City of Concord, North Carolina

Fiscal Year 2018-19 through 2022-23 Capital Improvement Plan

Section 1	CIP Title	Open-Air Learning Center					Budget Unit #	8300
Budget Unit	P&R - Capital Projects	Functional Area	Parks & Recreation				Priority Rank	6
Total CIP Cost	Total Appropriations to date	Budget Year 1 FY2018-19	Unappropriated Subsequent Years				Total Requested Funds	Type of CIP
			Year 2 FY2019-20	Year 3 FY2020-21	Year 4 FY2021-22	Year 5 FY2022-23		<input checked="" type="checkbox"/> New <input type="checkbox"/> Replacement <input type="checkbox"/> Land/ROW Acq. Required <input type="checkbox"/> Expansion <input type="checkbox"/> Renovation
110,000	0	110,000	0	0	0	0	110,000	

Section 2 Description

Construction of an outdoor Open-Air Learning Center at Burrage Road property to address needs that were identified in the Parks & Recreation Comprehensive Master Plan.

History, Status, or Impact if Delayed

The Parks & Recreation Master Plan identifies the need in the 1-5 year action plan to expand arts and crafts classes, environmental and nature-based programs with the addition of the Burrage Road property.

Justification or Link to City Goals

The Parks & Recreation Master Plan identifies the need to expand arts and crafts classes with the addition of the Burrage Road property. To expand environmental, nature-based activities, and adventure programs. Council Goals direct Parks & Recreation to expand programming on greenways. The Open-Air Learning Center will provide a place for such programs.

Section 3 Capital Costs

Activity	FY 2018-19	FY 2019-20	FY 2020-21	FY 2021-22	FY 2022-23	Future \$\$	Total
Open-Air Center at Burrage Road Property	110,000	0	0	0	0	0	110,000
Total Capital Cost	110,000	0	0	0	0	0	110,000

Section 4 New or Additional Impact on Operating Budget

Type of Expenditure	FY 2018-19	FY 2019-20	FY 2020-21	FY 2021-22	FY 2022-23	Future \$\$	Total
Total							

Section 5 Method(s) of Financing

Funding Source(s)	FY 2018-19	FY 2019-20	FY 2020-21	FY 2021-22	FY 2022-23	Future \$\$	Total
Transfer from General Fund	110,000	0	0	0	0	0	110,000
Total	110,000	0	0	0	0	0	110,000

Section 6 Maps / Charts / Tables / Pictures **Section 7** Comments for Other Depts.

City of Concord, North Carolina

Fiscal Year 2018-19 through 2022-23 Capital Improvement Plan

Section 1	CIP Title	Hector H Henry II Greenway, Cannon Crossing Phase				Budget Unit #	8300	
Budget Unit	P&R - Capital Projects	Functional Area	Parks & Recreation			Priority Rank	7	
Total CIP Cost	Total Appropriations to date	Budget Year 1 FY2018-19	Unappropriated Subsequent Years				Total Requested Funds	Type of CIP
			Year 2 FY2019-20	Year 3 FY2020-21	Year 4 FY2021-22	Year 5 FY2022-23		
2,512,000	0	60,000	2,452,000	0	0	0	2,512,000	

Section 2 **Description**

This project is the acquisition, design and construction of Hector H. Henry II Greenway, Cannon Crossing Phase. The project addresses bicycle, pedestrian, and greenway needs that were identified in the Parks & Recreation Master Plan.

History, Status, or Impact if Delayed

Development of this phase is contingent upon acquisition of trail easements from Cannon Crossing, the Hood property and Cabarrus County.

Justification or Link to City Goals

The Hector H. Henry II Greenway, Cannon Crossing Phase is approximately 1.75 miles long, from Hector H. Henry Greenway, Moss Creek to Cannon Crossing Housing Development to Poplar Tent Road. This project would involve acquisition, design and construction of the greenway. The Parks & Recreation Master Plan identifies the Hector H. Henry II Greenway as a priority need in the development of the pedestrian/bicycle trail system. This segment is included as a part of the Carolina Thread Trail.

Section 3 **Capital Costs**

Activity	FY 2018-19	FY 2019-20	FY 2020-21	FY 2021-22	FY 2022-23	Future \$\$	Total
Construct HHH Greenway, Cannon Crossing Phase	0	2,400,000	0	0	0	0	2,400,000
Land Acquisition	60,000	0	0	0	0	0	60,000
Total Capital Cost	60,000	2,400,000	0	0	0	0	2,460,000

Section 4 **New or Additional Impact on Operating Budget**

Type of Expenditure	FY 2018-19	FY 2019-20	FY 2020-21	FY 2021-22	FY 2022-23	Future \$\$	Total
Staffing for Greenway	0	52,000	0	0	0	0	52,000
Total	0	52,000	0	0	0	0	52,000

Section 5 **Method(s) of Financing**

Funding Source(s)	FY 2018-19	FY 2019-20	FY 2020-21	FY 2021-22	FY 2022-23	Future \$\$	Total
Transfer from General Fund	60,000	2,400,000	0	0	0	0	2,460,000
Operation Revenue	0	52,000	0	0	0	0	52,000
Total	60,000	2,452,000	0	0	0	0	2,512,000

Section 6 **Section 7**

Maps / Charts / Tables / Pictures

Comments for Other Depts.

Operational Impact estimates was generated by P&R. B&G will need to confirm

City of Concord, North Carolina

Fiscal Year 2018-19 through 2022-23 Capital Improvement Plan

Section 1	CIP Title	Hector H Henry II Greenway, Golf Course Phase Development				Budget Unit #	8300	
Budget Unit	P&R - Capital Projects	Functional Area	Parks & Recreation			Priority Rank	8	
Total CIP Cost	Total Appropriations to date	Budget Year 1 FY2018-19	Unappropriated Subsequent Years				Total Requested Funds	Type of CIP
			Year 2 FY2019-20	Year 3 FY2020-21	Year 4 FY2021-22	Year 5 FY2022-23		<input checked="" type="checkbox"/> New <input type="checkbox"/> Replacement <input type="checkbox"/> Land/ROW Acq. Required <input type="checkbox"/> Expansion <input type="checkbox"/> Renovation
840,000	0	0	840,000	0	0	0	840,000	

Section 2 Description

This project is the design and construction of the Hector H. Henry Greenway, Golf Course Phase. The project addresses bicycle, pedestrian, and greenway needs that were identified in the Parks & Recreation Master Plan. The City of Concord has site control for project.

History, Status, or Impact if Delayed

The Hector H. Henry II Greenway, Golf Course Phase is approximately 0.6 miles long, from the HHH Greenway, Riverwalk to the drag strip property line. This project would involve design and construction of the greenway.

Justification or Link to City Goals

The Parks & Recreation Master Plan identifies Hector H. Henry II Greenway as a priority need in the development of the pedestrian/bicycle trail system.

Section 3 Capital Costs

Activity	FY 2018-19	FY 2019-20	FY 2020-21	FY 2021-22	FY 2022-23	Future \$\$	Total
Construction/Design	0	840,000	0	0	0	0	840,000
Total Capital Cost	0	840,000	0	0	0	0	840,000

Section 4 New or Additional Impact on Operating Budget

Type of Expenditure	FY 2018-19	FY 2019-20	FY 2020-21	FY 2021-22	FY 2022-23	Future \$\$	Total
Total							

Section 5 Method(s) of Financing

Funding Source(s)	FY 2018-19	FY 2019-20	FY 2020-21	FY 2021-22	FY 2022-23	Future \$\$	Total
Transfer from General Fund	0	840,000	0	0	0	0	840,000
Total	0	840,000	0	0	0	0	840,000

Section 6 Maps / Charts / Tables / Pictures **Section 7** **Comments for Other Depts.**

City of Concord, North Carolina

Fiscal Year 2018-19 through 2022-23 Capital Improvement Plan

Section 1	CIP Title	Webb Field Renovations				Budget Unit #	8300		
Budget Unit	P&R - Capital Projects		Functional Area	Parks & Recreation		Priority Rank	9		
Total CIP Cost	Total Appropriations to date	Budget Year 1 FY2018-19	Unappropriated Subsequent Years				Total Requested Funds	Type of CIP	
			Year 2 FY2019-20	Year 3 FY2020-21	Year 4 FY2021-22	Year 5 FY2022-23		<input type="checkbox"/> New	<input type="checkbox"/> Expansion
							<input type="checkbox"/> Replacement	<input checked="" type="checkbox"/> Renovation	
							<input type="checkbox"/> Land/ROW Acq. Required		
550,000	0	0	50,000	500,000	0	0	550,000		

Section 2 Description

Webb Field was recently acquired by the City. This is a very old facility. The infield needs to be renovated. All buildings need to be evaluated for renovation, removal, or replacement. This work will serve to make the facility ADA compliant.

History, Status, or Impact if Delayed

This historic ballfield has deteriorated under previous ownership. Several of the buildings should be removed and replaced. There is an opportunity to preserve the proud history of the ball field to outreach to the senior residents of Gibson Village. Some residents experienced the "glory days" of Webb Field and may be able to contribute to archiving the history of the place.

Justification or Link to City Goals

Funding for a consultant to evaluate field, building, and facility conditions, and recommend the appropriate design and action solutions will be requested as part of the Parks & Recreation FY19/20 operational budget. Construction funding in FY 20/21 would fund building construction and grounds upgrades as approved.

Section 3 Capital Costs

Activity	FY 2018-19	FY 2019-20	FY 2020-21	FY 2021-22	FY 2022-23	Future \$\$	Total
Architect	0	50,000	0	0	0	0	50,000
Field Renovations at Webb	0	0	500,000	0	0	0	500,000
Total Capital Cost	0	50,000	500,000	0	0	0	550,000

Section 4 New or Additional Impact on Operating Budget

Type of Expenditure	FY 2018-19	FY 2019-20	FY 2020-21	FY 2021-22	FY 2022-23	Future \$\$	Total
Total							

Section 5 Method(s) of Financing

Funding Source(s)	FY 2018-19	FY 2019-20	FY 2020-21	FY 2021-22	FY 2022-23	Future \$\$	Total
Transfer From General Fund	0	50,000	500,000	0	0	0	550,000
Total	0	50,000	500,000	0	0	0	550,000

Section 6 Maps / Charts / Tables / Pictures **Section 7** Comments for Other Depts.

City of Concord, North Carolina

Fiscal Year 2018-19 through 2022-23 Capital Improvement Plan

Section 1	CIP Title	Hector H Henry II Greenway, Riverwalk Phase Development				Budget Unit #	8311		
Budget Unit	Hector H. Henry II Greenway	Functional Area	Parks & Recreation			Priority Rank	10		
Total CIP Cost	Total Appropriations to date	Budget Year 1 FY2018-19	Unappropriated Subsequent Years				Total Requested Funds	Type of CIP	
			Year 2 FY2019-20	Year 3 FY2020-21	Year 4 FY2021-22	Year 5 FY2022-23		<input type="checkbox"/> New	<input checked="" type="checkbox"/> Expansion
			<input type="checkbox"/> Replacement	<input type="checkbox"/> Renovation					
			<input type="checkbox"/> Land/ROW Acq. Required						
2,063,585	2,026,585	0	37,000	0	0	0	37,000		

Section 2 **Description**

This project is the design, grant application, and construction of Hector H. Henry II Greenway, Riverwalk Phase. The project addresses bicycle, pedestrian, and greenway needs that were identified in the Parks & Recreation Master Plan.

History, Status, or Impact if Delayed

The Hector H Henry II Greenway, Riverwalk Phase is approximately 1.1 miles long, from the Bark Park on Weddington Road to the City-owned property at the Riverwalk neighborhood. This project would involve trail easement acquisition, design, a Park And Recreation Trust Fund Grant application and construction of the greenway.

Justification or Link to City Goals

The Parks & Recreation Master Plan identifies Hector H Henry II Greenway as a priority need in the development of the pedestrian/bicycle trail system.

Section 3 **Capital Costs**

Activity	FY 2018-19	FY 2019-20	FY 2020-21	FY 2021-22	FY 2022-23	Future \$\$	Total
Construction	0	0	0	0	0	0	0
Total Capital Cost	0	0	0	0	0	0	0


Section 4 **New or Additional Impact on Operating Budget**

Type of Expenditure	FY 2018-19	FY 2019-20	FY 2020-21	FY 2021-22	FY 2022-23	Future \$\$	Total
Misc Supplies for greenway	0	7,000	0	0	0	0	7,000
Staffing	0	30,000	0	0	0	0	30,000
Total	0	37,000	0	0	0	0	37,000

Section 5 **Method(s) of Financing**

Funding Source(s)	FY 2018-19	FY 2019-20	FY 2020-21	FY 2021-22	FY 2022-23	Future \$\$	Total
Parks and Recreation Trust Fund Grant	0	0	0	0	0	0	0
Transfer from General Fund	0	0	0	0	0	0	0
Operating Revenue	0	37,000	0	0	0	0	37,000
Total	0	37,000	0	0	0	0	37,000

Section 6 **Maps / Charts / Tables / Pictures** **Section 7** **Comments for Other Depts.**



City of Concord, North Carolina

Fiscal Year 2018-19 through 2022-23 Capital Improvement Plan

Section 1	CIP Title	Hector H Henry II Greenway, Airport Phase				Budget Unit #	8311		
Budget Unit	Hector H. Henry II Greenway	Functional Area	Parks & Recreation			Priority Rank	11		
Total CIP Cost	Total Appropriations to date	Budget Year 1 FY2018-19	Unappropriated Subsequent Years				Total Requested Funds	Type of CIP	
			Year 2 FY2019-20	Year 3 FY2020-21	Year 4 FY2021-22	Year 5 FY2022-23		<input type="checkbox"/> New	<input type="checkbox"/> Expansion
							<input type="checkbox"/> Replacement	<input type="checkbox"/> Renovation	
							<input checked="" type="checkbox"/> Land/ROW Acq. Required		
2,094,610	80,500	0	0	1,911,000	103,110	0	2,014,110		

Section 2 **Description**

This project is the construction of Hector H. Henry II Greenway, Airport Phase. The project addresses bicycle, pedestrian, and greenway needs that were identified in the Parks & Recreation Master Plan.

History, Status, or Impact if Delayed

Grant applications for construction funding will be submitted in anticipation of the FY19/20 budget.

Justification or Link to City Goals

The Hector H. Henry II Greenway Airport Phase is approximately 1.3 miles long, from Derita Road to the Weddington Road Bark Park. This project would involve the construction of the greenway. The Parks & Recreation Master Plan identifies the Hector H. Henry II Greenway as a priority need in the development of the pedestrian/bicycle trail system. This segment is included as a part of the Carolina Thread Trail.

Section 3 **Capital Costs**

Activity	FY 2018-19	FY 2019-20	FY 2020-21	FY 2021-22	FY 2022-23	Future \$\$	Total
Clear/Grade/Site Prep	0	0	882,000	0	0	0	882,000
Construction - Building/Utility	0	0	588,000	0	0	0	588,000
Heavy Equipment/Apparatus	0	0	206,000	0	0	0	206,000
Light Equip/Furniture	0	0	235,000	0	0	0	235,000
Total Capital Cost	0	0	1,911,000	0	0	0	1,911,000

Section 4 **New or Additional Impact on Operating Budget**

Type of Expenditure	FY 2018-19	FY 2019-20	FY 2020-21	FY 2021-22	FY 2022-23	Future \$\$	Total
Greenway Staffing	0	0	0	103,110	0	0	103,110
Total	0	0	0	103,110	0	0	103,110

Section 5 **Method(s) of Financing**

Funding Source(s)	FY 2018-19	FY 2019-20	FY 2020-21	FY 2021-22	FY 2022-23	Future \$\$	Total
Capital Reserve	0	0	1,511,000	0	0	0	1,511,000
Grant	0	0	400,000	0	0	0	400,000
Operation Revenue	0	0	0	103,110	0	0	103,110
Total	0	0	1,911,000	103,110	0	0	2,014,110

Section 6 **Section 7**

Maps / Charts / Tables / Pictures

Comments for Other Depts.

City of Concord, North Carolina

Fiscal Year 2018-19 through 2022-23 Capital Improvement Plan

Section 1	CIP Title	Logan Optimist Shelter				Budget Unit #	8300		
Budget Unit	P&R - Capital Projects		Functional Area	Parks & Recreation		Priority Rank	12		
Total CIP Cost	Total Appropriations to date	Budget Year 1 FY2018-19	Unappropriated Subsequent Years				Total Requested Funds	Type of CIP	
			Year 2 FY2019-20	Year 3 FY2020-21	Year 4 FY2021-22	Year 5 FY2022-23		<input type="checkbox"/> New <input checked="" type="checkbox"/> Replacement <input type="checkbox"/> Land/ROW Acq. Required	<input type="checkbox"/> Expansion <input type="checkbox"/> Renovation
120,000	0	0	0	120,000	0	0	120,000		

Section 2 Description

This project replaces the existing Logan Optimist Shelter at Caldwell Park.

History, Status, or Impact if Delayed

The replacement of the shelter is consistent with Department Goals for maintaining modern facilities. The Caldwell Park, Logan Optimist Shelter has high traffic with community reservations but is very dated.

Justification or Link to City Goals

To replace the dated Logan Optimist Shelter at Caldwell Park. This will reduce maintenance concerns and will be consistent with Department Goals to operate safe facilities. This shelter is frequently used by the community for individual events and reservations.

Section 3 Capital Costs								
Activity	FY 2018-19	FY 2019-20	FY 2020-21	FY 2021-22	FY 2022-23	Future \$\$	Total	
Replace Logan Optimist Shelter	0	0	120,000	0	0	0	120,000	
Total Capital Cost	0	0	120,000	0	0	0	120,000	

Section 4 New or Additional Impact on Operating Budget								
Type of Expenditure	FY 2018-19	FY 2019-20	FY 2020-21	FY 2021-22	FY 2022-23	Future \$\$	Total	
Total								

Section 5 Method(s) of Financing								
Funding Source(s)	FY 2018-19	FY 2019-20	FY 2020-21	FY 2021-22	FY 2022-23	Future \$\$	Total	
Transfer from General Fund	0	0	120,000	0	0	0	120,000	
Total	0	0	120,000	0	0	0	120,000	

Section 6	Maps / Charts / Tables / Pictures	Section 7	Comments for Other Depts.
------------------	-----------------------------------	------------------	---------------------------

City of Concord, North Carolina

Fiscal Year 2018-19 through 2022-23 Capital Improvement Plan

Section 1	CIP Title	WW Flowe Park Phase Two					Budget Unit #	8300
Budget Unit	P&R - Capital Projects	Functional Area	Parks & Recreation				Priority Rank	13
Total CIP Cost	Total Appropriations to date	Budget Year 1 FY2018-19	Unappropriated Subsequent Years				Total Requested Funds	Type of CIP
			Year 2 FY2019-20	Year 3 FY2020-21	Year 4 FY2021-22	Year 5 FY2022-23		<input checked="" type="checkbox"/> New <input type="checkbox"/> Replacement <input type="checkbox"/> Land/ROW Acq. Required <input type="checkbox"/> Expansion <input type="checkbox"/> Renovation
6,300,000	0	0	0	300,000	6,000,000	0	6,300,000	

Section 2 Description

This project consists of leasing, design and construction of approximately 58 acres across Central Heights Drive from WW Flowe Park.

History, Status, or Impact if Delayed

After leasing the property from the County, the City would Master Plan the existing park and newly leased property to maximize function. Some improvements to the existing park may be considered.

Justification or Link to City Goals

Partnership with the County is a priority recommendation of the Parks and Recreation Master Plan

Section 3 Capital Costs

Activity	FY 2018-19	FY 2019-20	FY 2020-21	FY 2021-22	FY 2022-23	Future \$\$	Total
Architect	0	0	300,000	0	0	0	300,000
Construction	0	0	0	6,000,000	0	0	6,000,000
Total Capital Cost	0	0	300,000	6,000,000	0	0	6,300,000

Section 4 New or Additional Impact on Operating Budget

Type of Expenditure	FY 2018-19	FY 2019-20	FY 2020-21	FY 2021-22	FY 2022-23	Future \$\$	Total
Total							

Section 5 Method(s) of Financing

Funding Source(s)	FY 2018-19	FY 2019-20	FY 2020-21	FY 2021-22	FY 2022-23	Future \$\$	Total
Transfer from General Fund	0	0	300,000	6,000,000	0	0	6,300,000
Total	0	0	300,000	6,000,000	0	0	6,300,000

Section 6 Maps / Charts / Tables / Pictures

Section 7 Comments for Other Depts.

TBA

City of Concord, North Carolina

Fiscal Year 2018-19 through 2022-23 Capital Improvement Plan

Section 1	CIP Title	Park Lighting Project					Budget Unit #	8300
Budget Unit	P&R - Capital Projects	Functional Area	Parks & Recreation				Priority Rank	14
Total CIP Cost	Total Appropriations to date	Budget Year 1 FY2018-19	Unappropriated Subsequent Years				Total Requested Funds	Type of CIP
			Year 2 FY2019-20	Year 3 FY2020-21	Year 4 FY2021-22	Year 5 FY2022-23		<input type="checkbox"/> New <input checked="" type="checkbox"/> Replacement <input type="checkbox"/> Land/ROW Acq. Required <input type="checkbox"/> Expansion <input type="checkbox"/> Renovation
500,000	0	0	0	250,000	250,000	0	500,000	

Section 2 Description

This project would replace existing park lights and poles as needed, dependent on the results of every-other-year pole inspections. Possible sites include: Webb Field, Les Myers Park, Beverly Hills Park tennis courts, Caldwell Park basketball courts, Hartsell Ballfield Complex; lights only at Caldwell Fields and tennis courts.

History, Status, or Impact if Delayed

NOTE: Funding will not be requested until such time that regular bi-annual pole inspections (borings) indicate the poles have becoming unsafe. Actual costs will not be known until such time. The next inspection is scheduled for FY 18/19.

Justification or Link to City Goals

Replacing existing lights and poles will address safety concerns, reduce operating and maintenance costs, and reduce spill light to adjacent courts and neighborhoods. This is consistent with department goals to operate safe facilities in a cost-effective and energy efficient manner.

Section 3 Capital Costs

Activity	FY 2018-19	FY 2019-20	FY 2020-21	FY 2021-22	FY 2022-23	Future \$\$	Total
Park Lighting Project	0	0	250,000	250,000	0	0	500,000
Total Capital Cost	0	0	250,000	250,000	0	0	500,000

Section 4 New or Additional Impact on Operating Budget

Type of Expenditure	FY 2018-19	FY 2019-20	FY 2020-21	FY 2021-22	FY 2022-23	Future \$\$	Total
Total							

Section 5 Method(s) of Financing

Funding Source(s)	FY 2018-19	FY 2019-20	FY 2020-21	FY 2021-22	FY 2022-23	Future \$\$	Total
Transfer from the General Fund	0	0	250,000	250,000	0	0	500,000
Total	0	0	250,000	250,000	0	0	500,000

Section 6 Maps / Charts / Tables / Pictures **Section 7** Comments for Other Depts.

City of Concord, North Carolina

Fiscal Year 2018-19 through 2022-23 Capital Improvement Plan

Section 1	CIP Title	McEachern Greenway Parking Lot				Budget Unit #	8300		
Budget Unit	P&R - Capital Projects		Functional Area	Parks & Recreation		Priority Rank	15		
Total CIP Cost	Total Appropriations to date	Budget Year 1 FY2018-19	Unappropriated Subsequent Years				Total Requested Funds	Type of CIP	
			Year 2 FY2019-20	Year 3 FY2020-21	Year 4 FY2021-22	Year 5 FY2022-23		<input type="checkbox"/> New	<input type="checkbox"/> Expansion
							<input type="checkbox"/> Replacement	<input type="checkbox"/> Renovation	
							<input checked="" type="checkbox"/> Land/ROW Acq. Required		
300,000	0	0	0	300,000	0	0	300,000		

Section 2 Description

This project is to purchase land and construct a parking lot along Branchview Drive for McEachern Greenway.

History, Status, or Impact if Delayed

With the expansion of McEachern Greenway to the Shell Station comes increased demand for parking upstream from McGee Park. This project would acquire land along Branchview Drive and construct parking convenient to the trail.

Justification or Link to City Goals

This project addresses the issue of parking availability on McEachern Greenway.

Section 3 Capital Costs

Activity	FY 2018-19	FY 2019-20	FY 2020-21	FY 2021-22	FY 2022-23	Future \$\$	Total
Land/ROW/Construction	0	0	300,000	0	0	0	300,000
Total Capital Cost	0	0	300,000	0	0	0	300,000

Section 4 New or Additional Impact on Operating Budget

Type of Expenditure	FY 2018-19	FY 2019-20	FY 2020-21	FY 2021-22	FY 2022-23	Future \$\$	Total
Total							

Section 5 Method(s) of Financing

Funding Source(s)	FY 2018-19	FY 2019-20	FY 2020-21	FY 2021-22	FY 2022-23	Future \$\$	Total
Transfer from General Fund	0	0	300,000	0	0	0	300,000
Total	0	0	300,000	0	0	0	300,000

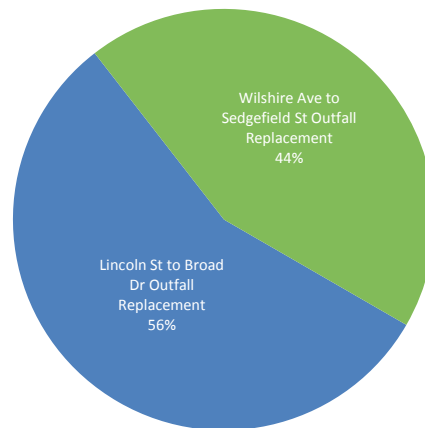
Section 6 Maps / Charts / Tables / Pictures **Section 7** **Comments for Other Depts.**

Fund 421 : Wastewater Capital Projects

Wastewater Capital Projects Fund serves as the fund for Wastewater capital projects. This fund is comprised of Wastewater Projects, Quailhaven, and Irish Buffalo/GA Outfall budget units.

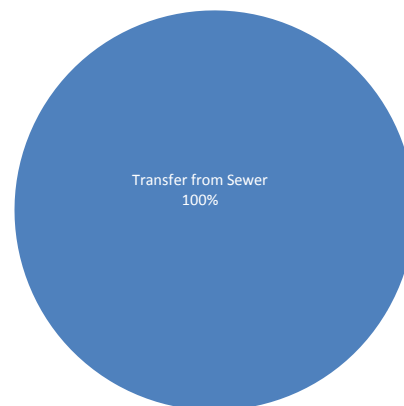
	2018-2019 Approved	2019-2020 Planning Yr.	2020-2021 Planning Yr.	2021-2022 Planning Yr.	2022-2023 Planning Yr.	Future Planning Yr.
Expenses By Project						
Lincoln St to Broad Dr Outfall Replacement	\$ 365,000	\$ 1,348,000	\$ -	\$ -	\$ -	\$ -
Wilshire Ave to Sedgefield St Outfall Replacement	\$ 285,000	\$ 1,130,000	\$ -	\$ -	\$ -	\$ -
Irish Buffalo Creek to Central Dr Outfall Replacement	\$ -	\$ 100,000	\$ 340,000	\$ -	\$ -	\$ -
Irish Buffalo Creek to Aaron Ave Outfall Replacement	\$ -	\$ 155,000	\$ 654,000	\$ -	\$ -	\$ -
Irish Buffalo Creek to Bost Ave Outfall Replacement	\$ -	\$ -	\$ 205,000	\$ 753,000	\$ -	\$ -
Three Mile Branch to Shamrock Street Outfall Replc.	\$ -	\$ -	\$ 225,000	\$ 923,000	\$ -	\$ -
Cold Water Creek Tributary Outfall to NC Hwy 49	\$ -	\$ -	\$ -	\$ 1,535,000	\$ 6,930,000	\$ -
Coddle Creek Tributary Outfall to Sunberry Ln	\$ -	\$ -	\$ -	\$ 675,000	\$ 2,860,000	\$ -
Total	\$ 650,000	\$ 2,733,000	\$ 1,424,000	\$ 3,886,000	\$ 9,790,000	\$ -

FY 2019 Wastewater Projects



	2018-2019 Approved	2019-2020 Planning Yr.	2020-2021 Planning Yr.	2021-2022 Planning Yr.	2022-2023 Planning Yr.	Future Planning Yr.
Revenues by Funding Source						
Transfer from Sewer	\$ 650,000	\$ 2,733,000	\$ 1,424,000	\$ 3,886,000	\$ 9,790,000	\$ -
Total	\$ 650,000	\$ 2,733,000	\$ 1,424,000	\$ 3,886,000	\$ 9,790,000	\$ -

FY 2019 Wastewater Projects



City of Concord, North Carolina

Fiscal Year 2018-19 through 2022-23 Capital Improvement Plan

Section 1	CIP Title	Lincoln Street Sewer Outfall Replacement To Broad Drive					Budget Unit #	8402
Budget Unit	Wastewater Projects	Functional Area	Wastewater				Priority Rank	1
Total CIP Cost	Total Appropriations to date	Budget Year 1 FY2018-19	Unappropriated Subsequent Years				Total Requested Funds	Type of CIP
			Year 2 FY2019-20	Year 3 FY2020-21	Year 4 FY2021-22	Year 5 FY2022-23		<input type="checkbox"/> New <input checked="" type="checkbox"/> Replacement <input type="checkbox"/> Land/ROW Acq. Required <input type="checkbox"/> Expansion <input type="checkbox"/> Renovation
1,713,000	0	365,000	1,348,000	0	0	0	1,713,000	

Section 2 Description

This project will include the replacement of approximately 3,170' of existing 8" and 10" diameter gravity sewer line along Lincoln Street with a 15" diameter gravity sewer line.

History, Status, or Impact if Delayed

Justification or Link to City Goals

The proposed increase in size of this existing gravity sewer outfall line is called for in the recently completed Sewer Master Plan and will provide additional sewer line capacity to accommodate for existing wet weather flows and possible future upstream customers within the drainage basin.

Section 3 Capital Costs

Activity	FY 2018-19	FY 2019-20	FY 2020-21	FY 2021-22	FY 2022-23	Future \$\$	Total
Construction	0	1,348,000	0	0	0	0	1,348,000
Design & ROW	365,000	0	0	0	0	0	365,000
Total Capital Cost	365,000	1,348,000	0	0	0	0	1,713,000

Section 4 New or Additional Impact on Operating Budget

Type of Expenditure	FY 2018-19	FY 2019-20	FY 2020-21	FY 2021-22	FY 2022-23	Future \$\$	Total
---------------------	------------	------------	------------	------------	------------	-------------	-------

Total

Section 5 Method(s) of Financing

Funding Source(s)	FY 2018-19	FY 2019-20	FY 2020-21	FY 2021-22	FY 2022-23	Future \$\$	Total
Transfer From Sewer	365,000	1,348,000	0	0	0	0	1,713,000
Total	365,000	1,348,000	0	0	0	0	1,713,000

Section 6 Maps / Charts / Tables / Pictures **Section 7** Comments for Other Depts.

City of Concord, North Carolina

Fiscal Year 2018-19 through 2022-23 Capital Improvement Plan

Section 1	CIP Title	Wilshire Avenue Sewer Replacement To Sedgfield Street					Budget Unit #	8402
Budget Unit	Wastewater Projects	Functional Area	Wastewater				Priority Rank	2
Total CIP Cost	Total Appropriations to date	Budget Year 1 FY2018-19	Unappropriated Subsequent Years				Total Requested Funds	Type of CIP
			Year 2 FY2019-20	Year 3 FY2020-21	Year 4 FY2021-22	Year 5 FY2022-23		<input type="checkbox"/> New <input checked="" type="checkbox"/> Replacement <input type="checkbox"/> Land/ROW Acq. Required <input type="checkbox"/> Expansion <input type="checkbox"/> Renovation
1,415,000	0	285,000	1,130,000	0	0	0	1,415,000	

Section 2 Description

This project will include the replacement of approximately 2,260' of existing 12" diameter gravity sewer line along Wilshire Avenue with an 18" diameter gravity sewer line to Sedgfield Street.

History, Status, or Impact if Delayed

Justification or Link to City Goals

The proposed increase in size of this existing gravity sewer outfall line is called for in the recently completed Sewer Master Plan and will provide additional sewer line capacity to accommodate for existing wet weather flows and possible future upstream customers within the drainage basin.

Section 3 Capital Costs

Activity	FY 2018-19	FY 2019-20	FY 2020-21	FY 2021-22	FY 2022-23	Future \$\$	Total
Construction	0	1,130,000	0	0	0	0	1,130,000
Design & ROW	285,000	0	0	0	0	0	285,000
Total Capital Cost	285,000	1,130,000	0	0	0	0	1,415,000

Section 4 New or Additional Impact on Operating Budget

Type of Expenditure	FY 2018-19	FY 2019-20	FY 2020-21	FY 2021-22	FY 2022-23	Future \$\$	Total
---------------------	------------	------------	------------	------------	------------	-------------	-------

Total

Section 5 Method(s) of Financing

Funding Source(s)	FY 2018-19	FY 2019-20	FY 2020-21	FY 2021-22	FY 2022-23	Future \$\$	Total
Transfer From Sewer	285,000	1,130,000	0	0	0	0	1,415,000
Total	285,000	1,130,000	0	0	0	0	1,415,000

Section 6 Maps / Charts / Tables / Pictures **Section 7** Comments for Other Depts.

City of Concord, North Carolina

Fiscal Year 2018-19 through 2022-23 Capital Improvement Plan

Section 1	CIP Title	Irish Buffalo Creek Sewer Outfall Replacement To Central Drive				Budget Unit #	8402		
Budget Unit	Wastewater Projects	Functional Area	Wastewater			Priority Rank	3		
Total CIP Cost	Total Appropriations to date	Budget Year 1 FY2018-19	Unappropriated Subsequent Years				Total Requested Funds	Type of CIP	
			Year 2 FY2019-20	Year 3 FY2020-21	Year 4 FY2021-22	Year 5 FY2022-23		<input type="checkbox"/> New	<input type="checkbox"/> Expansion
							<input checked="" type="checkbox"/> Replacement	<input type="checkbox"/> Renovation	
			Land/ROW Acq. Required						
440,000	0	0	100,000	340,000	0	0	440,000		

Section 2 **Description**

This project will include the replacement of approximately 870' of existing 8" diameter gravity sewer line that is tributary to Irish Buffalo Creek with a 12" diameter gravity sewer line to Central Drive.

History, Status, or Impact if Delayed

Justification or Link to City Goals

The proposed increase in size of this existing gravity sewer outfall line is called for in the recently completed Sewer Master Plan and will provide additional sewer line capacity to accommodate for existing wet weather flows and possible future upstream customers within the drainage basin.

Section 3 **Capital Costs**

Activity	FY 2018-19	FY 2019-20	FY 2020-21	FY 2021-22	FY 2022-23	Future \$\$	Total
Construction	0	0	340,000	0	0	0	340,000
Design & ROW	0	100,000	0	0	0	0	100,000
Total Capital Cost	0	100,000	340,000	0	0	0	440,000

Section 4 **New or Additional Impact on Operating Budget**

Type of Expenditure	FY 2018-19	FY 2019-20	FY 2020-21	FY 2021-22	FY 2022-23	Future \$\$	Total
---------------------	------------	------------	------------	------------	------------	-------------	-------

Total

Section 5 **Method(s) of Financing**

Funding Source(s)	FY 2018-19	FY 2019-20	FY 2020-21	FY 2021-22	FY 2022-23	Future \$\$	Total
Transfer From Sewer	0	100,000	340,000	0	0	0	440,000
Total	0	100,000	340,000	0	0	0	440,000

Section 6 **Section 7**

Maps / Charts / Tables / Pictures

Comments for Other Depts.

City of Concord, North Carolina

Fiscal Year 2018-19 through 2022-23 Capital Improvement Plan

Section 1	CIP Title	Irish Buffalo Creek Sewer Outfall Replacement To Aaron Place					Budget Unit #	8402
Budget Unit	Wastewater Projects	Functional Area	Wastewater				Priority Rank	4
Total CIP Cost	Total Appropriations to date	Budget Year 1 FY2018-19	Unappropriated Subsequent Years				Total Requested Funds	Type of CIP
			Year 2 FY2019-20	Year 3 FY2020-21	Year 4 FY2021-22	Year 5 FY2022-23		<input type="checkbox"/> New <input checked="" type="checkbox"/> Replacement <input type="checkbox"/> Land/ROW Acq. Required <input type="checkbox"/> Expansion <input type="checkbox"/> Renovation
809,000	0	0	155,000	654,000	0	0	809,000	

Section 2 Description

This project will include the replacement of approximately 1,090' of existing 15" diameter gravity sewer line that is tributary to Irish Buffalo Creek with a 18" diameter gravity sewer line to Aaron Place.

History, Status, or Impact if Delayed

Justification or Link to City Goals

The proposed increase in size of this existing gravity sewer outfall line is called for in the recently completed Sewer Master Plan and will provide additional sewer line capacity to accommodate for existing wet weather flows and possible future upstream customers within the drainage basin.

Section 3 Capital Costs

Activity	FY 2018-19	FY 2019-20	FY 2020-21	FY 2021-22	FY 2022-23	Future \$\$	Total
Construction	0	0	654,000	0	0	0	654,000
Design & ROW	0	155,000	0	0	0	0	155,000
Total Capital Cost	0	155,000	654,000	0	0	0	809,000

Section 4 New or Additional Impact on Operating Budget

Type of Expenditure	FY 2018-19	FY 2019-20	FY 2020-21	FY 2021-22	FY 2022-23	Future \$\$	Total
---------------------	------------	------------	------------	------------	------------	-------------	-------

Total

Section 5 Method(s) of Financing

Funding Source(s)	FY 2018-19	FY 2019-20	FY 2020-21	FY 2021-22	FY 2022-23	Future \$\$	Total
Transfer From Sewer	0	155,000	654,000	0	0	0	809,000
Total	0	155,000	654,000	0	0	0	809,000

Section 6 Maps / Charts / Tables / Pictures **Section 7** Comments for Other Depts.

City of Concord, North Carolina

Fiscal Year 2018-19 through 2022-23 Capital Improvement Plan

Section 1	CIP Title	Irish Buffalo Creek Sewer Outfall Replacement To Bost Avenue					Budget Unit #	8402
Budget Unit	Wastewater Projects	Functional Area	Wastewater				Priority Rank	5
Total CIP Cost	Total Appropriations to date	Budget Year 1 FY2018-19	Unappropriated Subsequent Years				Total Requested Funds	Type of CIP
			Year 2 FY2019-20	Year 3 FY2020-21	Year 4 FY2021-22	Year 5 FY2022-23		<input type="checkbox"/> New <input checked="" type="checkbox"/> Replacement <input type="checkbox"/> Land/ROW Acq. Required <input type="checkbox"/> Expansion <input type="checkbox"/> Renovation
958,000	0	0	0	205,000	753,000	0	958,000	

Section 2 Description

This project will include the replacement of approximately 1,780' of existing 10" diameter gravity sewer line that is tributary to Irish Buffalo Creek with a 12" diameter gravity sewer line to Bost Avenue.

History, Status, or Impact if Delayed

Justification or Link to City Goals

The proposed increase in size of this existing gravity sewer outfall line is called for in the recently completed Sewer Master Plan and will provide additional sewer line capacity to accommodate for existing wet weather flows and possible future upstream customers within the drainage basin.

Section 3 Capital Costs

Activity	FY 2018-19	FY 2019-20	FY 2020-21	FY 2021-22	FY 2022-23	Future \$\$	Total
Construction	0	0	0	753,000	0	0	753,000
Design & ROW	0	0	205,000	0	0	0	205,000
Total Capital Cost	0	0	205,000	753,000	0	0	958,000

Section 4 New or Additional Impact on Operating Budget

Type of Expenditure	FY 2018-19	FY 2019-20	FY 2020-21	FY 2021-22	FY 2022-23	Future \$\$	Total
---------------------	------------	------------	------------	------------	------------	-------------	-------

Total

Section 5 Method(s) of Financing

Funding Source(s)	FY 2018-19	FY 2019-20	FY 2020-21	FY 2021-22	FY 2022-23	Future \$\$	Total
Transfer From Sewer	0	0	205,000	753,000	0	0	958,000
Total	0	0	205,000	753,000	0	0	958,000

Section 6 Maps / Charts / Tables / Pictures **Section 7** Comments for Other Depts.

City of Concord, North Carolina

Fiscal Year 2018-19 through 2022-23 Capital Improvement Plan

Section 1	CIP Title	Three Mile Branch Sewer Outfall Replacement To Shamrock Street					Budget Unit #	8402
Budget Unit	Wastewater Projects	Functional Area	Wastewater				Priority Rank	6
Total CIP Cost	Total Appropriations to date	Budget Year 1 FY2018-19	Unappropriated Subsequent Years				Total Requested Funds	Type of CIP
			Year 2 FY2019-20	Year 3 FY2020-21	Year 4 FY2021-22	Year 5 FY2022-23		<input type="checkbox"/> New <input checked="" type="checkbox"/> Replacement <input type="checkbox"/> Land/ROW Acq. Required <input type="checkbox"/> Expansion <input type="checkbox"/> Renovation
1,148,000	0	0	0	225,000	923,000	0	1,148,000	

Section 2 Description

This project will include the replacement of approximately 1,670' of existing 10" diameter gravity sewer line that is tributary to Three Mile Branch with a 15" diameter gravity sewer line to Shamrock Street.

History, Status, or Impact if Delayed

Justification or Link to City Goals

The proposed increase in size of this existing gravity sewer outfall line is called for in the recently completed Sewer Master Plan and will provide additional sewer line capacity to accommodate for existing wet weather flows and possible future upstream customers within the drainage basin.

Section 3 Capital Costs

Activity	FY 2018-19	FY 2019-20	FY 2020-21	FY 2021-22	FY 2022-23	Future \$\$	Total
Construction	0	0	0	923,000	0	0	923,000
Design & ROW	0	0	225,000	0	0	0	225,000
Total Capital Cost	0	0	225,000	923,000	0	0	1,148,000

Section 4 New or Additional Impact on Operating Budget

Type of Expenditure	FY 2018-19	FY 2019-20	FY 2020-21	FY 2021-22	FY 2022-23	Future \$\$	Total
---------------------	------------	------------	------------	------------	------------	-------------	-------

Total

Section 5 Method(s) of Financing

Funding Source(s)	FY 2018-19	FY 2019-20	FY 2020-21	FY 2021-22	FY 2022-23	Future \$\$	Total
Transfer From Sewer	0	0	225,000	923,000	0	0	1,148,000
Total	0	0	225,000	923,000	0	0	1,148,000

Section 6 Maps / Charts / Tables / Pictures **Section 7** Comments for Other Depts.

City of Concord, North Carolina

Fiscal Year 2018-19 through 2022-23 Capital Improvement Plan

Section 1	CIP Title	Cold Water Creek Tributary Outfall To NC Highway 49					Budget Unit #	8402
Budget Unit	Wastewater Projects	Functional Area	Wastewater				Priority Rank	7
Total CIP Cost	Total Appropriations to date	Budget Year 1 FY2018-19	Unappropriated Subsequent Years				Total Requested Funds	Type of CIP
			Year 2 FY2019-20	Year 3 FY2020-21	Year 4 FY2021-22	Year 5 FY2022-23		<input checked="" type="checkbox"/> New <input type="checkbox"/> Replacement <input type="checkbox"/> Land/ROW Acq. Required <input type="checkbox"/> Expansion <input type="checkbox"/> Renovation
8,465,000	0	0	0	0	1,535,000	6,930,000	8,465,000	

Section 2 **Description**

This project will include the installation of approximately 9,900' of 18" diameter gravity sewer line that will be tributary to Cold Water Creek and will be extended to NC Highway 49 in order to abandon the existing Raccoon Hollow Pump Station.

History, Status, or Impact if Delayed

Justification or Link to City Goals

The proposed gravity sewer outfall line is called for in the recently completed Sewer Master Plan and will provide sewer service to future anticipated development within the drainage basin. As previously noted in the Description Section, this gravity sewer outfall line will be extended to NC Highway 49 in order to abandon the existing Raccoon Hollow Pump Station.

Section 3 **Capital Costs**

Activity	FY 2018-19	FY 2019-20	FY 2020-21	FY 2021-22	FY 2022-23	Future \$\$	Total
Construction	0	0	0	0	6,930,000	0	6,930,000
Design & ROW	0	0	0	1,535,000	0	0	1,535,000
Total Capital Cost	0	0	0	1,535,000	6,930,000	0	8,465,000

Section 4 **New or Additional Impact on Operating Budget**

Type of Expenditure	FY 2018-19	FY 2019-20	FY 2020-21	FY 2021-22	FY 2022-23	Future \$\$	Total
Total							

Section 5 **Method(s) of Financing**

Funding Source(s)	FY 2018-19	FY 2019-20	FY 2020-21	FY 2021-22	FY 2022-23	Future \$\$	Total
Transfer From Sewer	0	0	0	1,535,000	6,930,000	0	8,465,000
Total	0	0	0	1,535,000	6,930,000	0	8,465,000

Section 6 **Section 7**

Maps / Charts / Tables / Pictures Comments for Other Depts.

City of Concord, North Carolina

Fiscal Year 2018-19 through 2022-23 Capital Improvement Plan

Section 1	CIP Title	Coddle Creek Tributary Outfall To Sunberry Lane					Budget Unit #	8402
Budget Unit	Wastewater Projects	Functional Area	Wastewater				Priority Rank	8
Total CIP Cost	Total Appropriations to date	Budget Year 1 FY2018-19	Unappropriated Subsequent Years				Total Requested Funds	Type of CIP
			Year 2 FY2019-20	Year 3 FY2020-21	Year 4 FY2021-22	Year 5 FY2022-23		<input checked="" type="checkbox"/> New <input type="checkbox"/> Replacement <input type="checkbox"/> Land/ROW Acq. Required <input type="checkbox"/> Expansion <input type="checkbox"/> Renovation
3,535,000	0	0	0	0	675,000	2,860,000	3,535,000	

Section 2 Description

This project will include the installation of approximately 4,900' of 15" diameter gravity sewer line that will be tributary to Coddle Creek and will be extended to Sunberry Lane in order to abandon the existing Province Green and Laurel Park Pump Stations.

History, Status, or Impact if Delayed

Justification or Link to City Goals

The proposed gravity sewer outfall line is called for in the recently completed Sewer Master Plan and will provide sewer service to future anticipated development within the drainage basin. As previously noted in the Description Section, this gravity sewer outfall line will be extended to Sunberry Lane in order to abandon the existing Province Green and Laurel Park Pump Stations.

Section 3 Capital Costs

Activity	FY 2018-19	FY 2019-20	FY 2020-21	FY 2021-22	FY 2022-23	Future \$\$	Total
Construction	0	0	0	0	2,860,000	0	2,860,000
Design & ROW	0	0	0	675,000	0	0	675,000
Total Capital Cost	0	0	0	675,000	2,860,000	0	3,535,000

Section 4 New or Additional Impact on Operating Budget

Type of Expenditure	FY 2018-19	FY 2019-20	FY 2020-21	FY 2021-22	FY 2022-23	Future \$\$	Total
---------------------	------------	------------	------------	------------	------------	-------------	-------

Total

Section 5 Method(s) of Financing

Funding Source(s)	FY 2018-19	FY 2019-20	FY 2020-21	FY 2021-22	FY 2022-23	Future \$\$	Total
Transfer From Sewer	0	0	0	675,000	2,860,000	0	3,535,000
Total	0	0	0	675,000	2,860,000	0	3,535,000

Section 6 Maps / Charts / Tables / Pictures **Section 7** Comments for Other Depts.

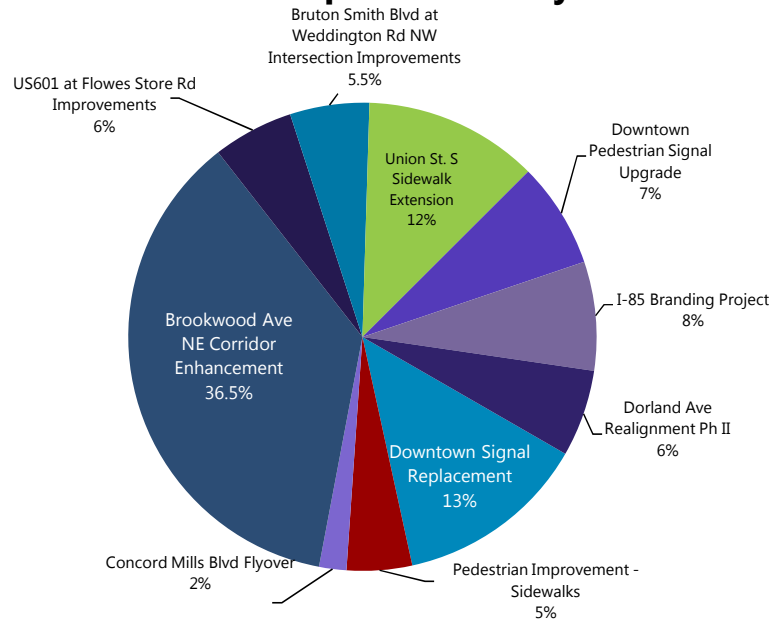
Fund 423: Transportation Capital Projects

Specified transportation projects are funded by the City's dedicated Transportation Fund. The equivalent of 2 cents of the ad valorem tax rate and other specified revenues is designated by the City Council towards improving roadway capacity and safety on area streets and extending pedestrian infrastructure. The fund is composed of the Streets budget unit.

	2018-2019 Approved	2019-2020 Planning Yr.	2020-2021 Planning Yr.	2021-2022 Planning Yr.	2022-2023 Planning Yr.	Future Planning Yr.
Expenses By Project						
Downtown Signal Replacement	\$ 440,000	\$ -	\$ -	\$ -	\$ -	\$ -
Pedestrian Improvement - Sidewalks	\$ 150,000	\$ 150,000	\$ 150,000	\$ 150,000	\$ 150,000	\$ -
Concord Mills Blvd Flyover	\$ 63,330	\$ -	\$ -	\$ -	\$ -	\$ -
Brookwood Ave NE Corridor Enhancement	\$ 1,211,843	\$ 1,888,157	\$ -	\$ -	\$ -	\$ -
Spring, Chestnut, Broad Intersection Improvements	\$ -	\$ 695,000	\$ -	\$ -	\$ -	\$ -
US601 at Flowes Store Rd Improvements	\$ 185,000	\$ 1,951,469	\$ -	\$ -	\$ -	\$ -
Bruton Smith Blvd at Weddington Rd NW Intersection Improvements	\$ 182,099	\$ -	\$ -	\$ -	\$ -	\$ -
Union St. S Sidewalk Extension	\$ 400,000	\$ -	\$ -	\$ -	\$ -	\$ -
Downtown Pedestrian Signal Upgrade	\$ 242,000	\$ -	\$ -	\$ -	\$ -	\$ -
I-85 Branding Project	\$ 250,000	\$ -	\$ -	\$ -	\$ -	\$ -
Concord Farms Realignment	\$ -	\$ -	\$ -	\$ -	\$ 3,600,000	\$ -
Dorland Ave Realignment Ph II	\$ 200,000	\$ 775,000	\$ -	\$ -	\$ -	\$ -
Total	\$ 3,324,272	\$ 5,459,626	\$ 150,000	\$ 150,000	\$ 3,750,000	\$ -

	2018-2019 Approved	2019-2020 Planning Yr.	2020-2021 Planning Yr.	2021-2022 Planning Yr.	2022-2023 Planning Yr.	Future Planning Yr.
Revenues by Funding Source						
Transfer from General Fund	\$ 2,167,000	\$ 3,548,450	\$ -	\$ -	\$ 2,600,000	\$ -
Vehicle License Fee	\$ 350,000	\$ 350,000	\$ 150,000	\$ 150,000	\$ 150,000	\$ -
CMAQ Grants	\$ 293,672	\$ 1,561,176	\$ -	\$ -	\$ -	\$ -
Grant Proceeds	\$ -	\$ -	\$ -	\$ -	\$ 1,000,000	\$ -
Federal Aid	\$ 513,600	\$ -	\$ -	\$ -	\$ -	\$ -
Total	\$ 3,324,272	\$ 5,459,626	\$ 150,000	\$ 150,000	\$ 3,750,000	\$ -

FY 2019 Transportation Projects



City of Concord, North Carolina

Fiscal Year 2018-19 through 2022-23 Capital Improvement Plan

Section 1	CIP Title	Downtown Signal Replacement				Budget Unit #	8600		
Budget Unit	Street Projects	Functional Area	Transportation			Priority Rank	1		
Total CIP Cost	Total Appropriations to date	Budget Year 1 FY2018-19	Unappropriated Subsequent Years				Total Requested Funds	Type of CIP	
			Year 2 FY2019-20	Year 3 FY2020-21	Year 4 FY2021-22	Year 5 FY2022-23		<input checked="" type="checkbox"/> New <input checked="" type="checkbox"/> Replacement <input type="checkbox"/> Land/ROW Acq. Required	<input type="checkbox"/> Expansion <input type="checkbox"/> Renovation
440,000	0	440,000	0	0	0	0	440,000		

Section 2 **Description**

This project will replace the traffic signal mast arms at the intersections of Union St. and Cabarrus Ave, and Union St. and Corban Ave.

History, Status, or Impact if Delayed

The mast arms at these 2 intersections were inspected with the intention of upfitting them for future pedestrian signal upgrades. During this inspection the condition of the mast arm to foundation mounting hardware and the mast arm itself were found to be severely deteriorated. It has been determined that replacement of the mast arms and corresponding foundations is required.

Justification or Link to City Goals

To mitigate potential catastrophic failure of the signal mast arms due to their deteriorated state which could cause significant damage or injury to both city employees and infrastructure and citizens and their property.

Section 3	Capital Costs							
Activity	FY 2018-19	FY 2019-20	FY 2020-21	FY 2021-22	FY 2022-23	Future \$\$	Total	
Construction	400,000	0	0	0	0	0	0	400,000
Engineering	40,000	0	0	0	0	0	0	40,000
Total Capital Cost	440,000	0	0	0	0	0	0	440,000

Section 4 **New or Additional Impact on Operating Budget**

Type of Expenditure	FY 2018-19	FY 2019-20	FY 2020-21	FY 2021-22	FY 2022-23	Future \$\$	Total
Total							

Section 5 **Method(s) of Financing**

Funding Source(s)	FY 2018-19	FY 2019-20	FY 2020-21	FY 2021-22	FY 2022-23	Future \$\$	Total
\$5 Vehicle Fees	200,000	0	0	0	0	0	200,000
Transfer from General Fund	240,000	0	0	0	0	0	240,000
Total	440,000	0	0	0	0	0	440,000

Section 6 **Section 7**

Maps / Charts / Tables / Pictures

Comments for Other Depts.

City of Concord, North Carolina

Fiscal Year 2018-19 through 2022-23 Capital Improvement Plan

Section 1	CIP Title	Infrastructure Projects - Pedestrian Improvement Sidewalks					Budget Unit #	8600
Budget Unit	Street Projects	Functional Area	Transportation				Priority Rank	2
Total CIP Cost	Total Appropriations to date	Budget Year 1 FY2018-19	Unappropriated Subsequent Years				Total Requested Funds	Type of CIP
			Year 2 FY2019-20	Year 3 FY2020-21	Year 4 FY2021-22	Year 5 FY2022-23		<input type="checkbox"/> New <input type="checkbox"/> Replacement <input type="checkbox"/> Land/ROW Acq. Required <input checked="" type="checkbox"/> Expansion <input type="checkbox"/> Renovation
750,000	0	150,000	150,000	150,000	150,000	150,000	750,000	

Section 2 **Description**

Construct new City sidewalks and associated infrastructure to expand the existing pedestrian system. The priority of projects is determined annually in October and presented to City Council for approval in accordance with the Pedestrian Improvement Policy.

History, Status, or Impact if Delayed

New sidewalk extensions approved under the Policy have been funded and constructed since 2003. Presently, the Miramar Phase II Sidewalk Extension is next on the City Council approved list. Cancellation or delay will affect the Council goal of moving towards the Complete Streets concept.

Justification or Link to City Goals

The extension of sidewalks into areas of the City of Concord currently lacking such infrastructure is needed to meet stated City Council Goals, proposed recommendations of the Livable Communities Blueprint, and to address City core values relating to safety and environment.

Section 3 **Capital Costs**

Activity	FY 2018-19	FY 2019-20	FY 2020-21	FY 2021-22	FY 2022-23	Future \$\$	Total
Clear/Grade/Site Prep	20,000	20,000	20,000	20,000	20,000	0	100,000
Construction-	120,000	120,000	120,000	120,000	120,000	0	600,000
Land/ROW	10,000	10,000	10,000	10,000	10,000	0	50,000
Total Capital Cost	150,000	150,000	150,000	150,000	150,000	0	750,000

Section 4 **New or Additional Impact on Operating Budget**

Type of Expenditure	FY 2018-19	FY 2019-20	FY 2020-21	FY 2021-22	FY 2022-23	Future \$\$	Total
Total							

Section 5 **Method(s) of Financing**

Funding Source(s)	FY 2018-19	FY 2019-20	FY 2020-21	FY 2021-22	FY 2022-23	Future \$\$	Total
\$5 Vehicle Fees	150,000	150,000	150,000	150,000	150,000	0	750,000
Total	150,000	150,000	150,000	150,000	150,000	0	750,000

Section 6 **Section 7**

Maps / Charts / Tables / Pictures

Comments for Other Depts.

City of Concord, North Carolina

Fiscal Year 2018-19 through 2022-23 Capital Improvement Plan

Section 1	CIP Title	Concord Mills Blvd Flyover				Budget Unit #	8600		
Budget Unit	Street Projects	Functional Area	Transportation			Priority Rank	3		
Total CIP Cost	Total Appropriations to date	Budget Year 1 FY2018-19	Unappropriated Subsequent Years				Total Requested Funds	Type of CIP	
			Year 2 FY2019-20	Year 3 FY2020-21	Year 4 FY2021-22	Year 5 FY2022-23		<input checked="" type="checkbox"/> New	<input type="checkbox"/> Expansion
			<input type="checkbox"/> Replacement	<input type="checkbox"/> Renovation					
			<input type="checkbox"/> Land/ROW Acq. Required						
1,563,330	1,500,000	63,330	0	0	0	0	63,330		

Section 2 **Description**

Participate monetarily for 20% of the actual cost to construct a left-turn flyover from Concord Mills Blvd into Gate 5 of Concord Mills Mall through a Municipal Agreement with the NCDOT. They flyover will help to mitigate congestion along the Concord Mills Blvd/Bruton Smith Blvd corridor by allowing free flow of traffic into Concord Mills Mall.

History, Status, or Impact if Delayed

NCDOT has added and ranked this project into the latest TIP. NCDOT will manager this project and coordinate with affected entities. T he City's estimated participation cost for the work is \$1.5 million.

Justification or Link to City Goals

The construction of the Concord Mills Flyover addresses the City Council goal to support Exit 49 economic development and congestion with City participation. The project is currently on the Statewide TIP listing. These improvements also address City of Concord Core Values of safety and the environment.

Section 3 **Capital Costs**

Activity	FY 2018-19	FY 2019-20	FY 2020-21	FY 2021-22	FY 2022-23	Future \$\$	Total
20% Match of Contract Awarded funds over Estimate	63,330	0	0	0	0	0	63,330
Total Capital Cost	63,330	0	0	0	0	0	63,330

Section 4 **New or Additional Impact on Operating Budget**

Type of Expenditure	FY 2018-19	FY 2019-20	FY 2020-21	FY 2021-22	FY 2022-23	Future \$\$	Total
Total							

Section 5 **Method(s) of Financing**

Funding Source(s)	FY 2018-19	FY 2019-20	FY 2020-21	FY 2021-22	FY 2022-23	Future \$\$	Total
Transfer from General Fund	63,330	0	0	0	0	0	63,330
Total	63,330	0	0	0	0	0	63,330

Section 6 **Section 7**

Maps / Charts / Tables / Pictures Comments for Other Depts.

City of Concord, North Carolina

Fiscal Year 2018-19 through 2022-23 Capital Improvement Plan

Section 1	CIP Title	Brookwood Ave NE Corridor Enhancement					Budget Unit #	8600
Budget Unit	Street Projects	Functional Area	Transportation				Priority Rank	4
Total CIP Cost	Total Appropriations to date	Budget Year 1 FY2018-19	Unappropriated Subsequent Years				Total Requested Funds	Type of CIP
			Year 2 FY2019-20	Year 3 FY2020-21	Year 4 FY2021-22	Year 5 FY2022-23		<input type="checkbox"/> New <input type="checkbox"/> Replacement <input type="checkbox"/> Land/ROW Acq. Required <input checked="" type="checkbox"/> Expansion <input type="checkbox"/> Renovation
8,002,400	4,902,400	1,211,843	1,888,157	0	0	0	3,100,000	

Section 2 Description

Provide street improvements to the section of Brookwood Ave NE running between Burrage Rd NE and Church Street N, as recommended in the 2006-2007 Brookwood Corridor Study by SV Ralph Whitehead.

History, Status, or Impact if Delayed

The initial Brookwood Avenue (NE Section) Corridor Study was presented to and approved by City Council in March of 2007. Continuance of the project was then placed on hold by City Council. Staff was instructed in early 2013 to again look at proceeding with the design and (later) construction of recommended street section. As noted in the initial study, construction of the enhancements will provide for improved operation of the intersections at Church St., N (NC Hwy. 73) and Branchview Dr., NE (NC Hwy. 3), along with providing pedestrian access on the corridor and to the future extension of the Harold McEachern Greenway.

Note: Council advised to proceed with funding the remaining balance in their 2017 work session. STV / Ralph Whitehead is working on 65% plans.

Justification or Link to City Goals

Engineering, design, and construction of this section of the Brookwood Corridor will provide needed infrastructure improvements based on the complete streets concept to this east-west thoroughfare as shown on the City of Concord's Comprehensive Transportation Plan (CTP). The project will address Continuous Improvement, safety, and the environment. It was previously identified as a Council Goal in FY07.

Section 3 Capital Costs

Activity	FY 2018-19	FY 2019-20	FY 2020-21	FY 2021-22	FY 2022-23	Future \$\$	Total
Construction	1,211,843	1,888,157	0	0	0	0	3,100,000
Total Capital Cost	1,211,843	1,888,157	0	0	0	0	3,100,000

Section 4 New or Additional Impact on Operating Budget

Type of Expenditure	FY 2018-19	FY 2019-20	FY 2020-21	FY 2021-22	FY 2022-23	Future \$\$	Total
Total							

Section 5 Method(s) of Financing

Funding Source(s)	FY 2018-19	FY 2019-20	FY 2020-21	FY 2021-22	FY 2022-23	Future \$\$	Total
Transfer from General Fund	1,211,843	1,888,157	0	0	0	0	3,100,000
Total	1,211,843	1,888,157	0	0	0	0	3,100,000

Section 6	Maps / Charts / Tables / Pictures	Section 7	Comments for Other Depts.
------------------	-----------------------------------	------------------	---------------------------

City of Concord, North Carolina

Fiscal Year 2018-19 through 2022-23 Capital Improvement Plan

Section 1	CIP Title	Spring, Chestnut, Broad Intersection Improvements				Budget Unit #	8600		
Budget Unit	Street Projects	Functional Area	Transportation			Priority Rank	5		
Total CIP Cost	Total Appropriations to date	Budget Year 1 FY2018-19	Unappropriated Subsequent Years				Total Requested Funds	Type of CIP	
			Year 2 FY2019-20	Year 3 FY2020-21	Year 4 FY2021-22	Year 5 FY2022-23		<input type="checkbox"/> New	<input type="checkbox"/> Expansion
							<input type="checkbox"/> Replacement	<input checked="" type="checkbox"/> Renovation	
							<input type="checkbox"/> Land/ROW Acq. Required		
695,000	0	0	695,000	0	0	0	695,000		

Section 2 Description

Construct a single-lane mini-roundabout at the intersection of Spring St., SW and Chestnut Dr., SW, as well as, realign Broad Dr., SW.

History, Status, or Impact if Delayed

Transportation staff developed a sketch plan and have modeled the intersection in Synchro Software to analyze traffic flow and emissions. Staff have received a site survey and design has begun.

Justification or Link to City Goals

The construction of a mini-roundabout eliminates an in-efficient traffic signal and non-traditional 5-leg intersection, provides reduced delay for motorists and improves air quality by reducing ideal vehicle emissions. The project addresses the department's goal to provide small construction enhancements on all streets within the City of Concord to benefit citizens and the traveling public in order to facilitate the movement of people, goods, and services.

Section 3 Capital Costs

Activity	FY 2018-19	FY 2019-20	FY 2020-21	FY 2021-22	FY 2022-23	Future \$\$	Total
Construction	0	695,000	0	0	0	0	695,000
Total Capital Cost	0	695,000	0	0	0	0	695,000

Section 4 New or Additional Impact on Operating Budget

Type of Expenditure	FY 2018-19	FY 2019-20	FY 2020-21	FY 2021-22	FY 2022-23	Future \$\$	Total
---------------------	------------	------------	------------	------------	------------	-------------	-------

Section 5 Method(s) of Financing

Funding Source(s)	FY 2018-19	FY 2019-20	FY 2020-21	FY 2021-22	FY 2022-23	Future \$\$	Total
\$5 Vehicle Fees	0	200,000	0	0	0	0	200,000
Transfer from General Fund	0	495,000	0	0	0	0	495,000
Total	0	695,000	0	0	0	0	695,000

Section 6 Maps / Charts / Tables / Pictures **Section 7** Comments for Other Depts.



City of Concord, North Carolina

Fiscal Year 2018-19 through 2022-23 Capital Improvement Plan

Section 1	CIP Title	US 601 at Flowes Store Rd Improvements				Budget Unit #	8600	
Budget Unit	Street Projects	Functional Area	Transportation			Priority Rank	6	
Total CIP Cost	Total Appropriations to date	Budget Year 1 FY2018-19	Unappropriated Subsequent Years				Total Requested Funds	Type of CIP
			Year 2 FY2019-20	Year 3 FY2020-21	Year 4 FY2021-22	Year 5 FY2022-23		
2,361,469	225,000	185,000	1,951,469	0	0	0	2,136,469	

Section 2 Description

Construct an additional lane and sidewalk along US 601, traveling from the intersection at Flowes Store Rd/Miami Church Rd to east of the intersection at Zion Church Rd., E/NC 49 Interchange.

History, Status, or Impact if Delayed

In September of 2016, to mitigate current (and future) congestion along the corridor North side of the NC 49 US 106 interchange, the construction of Project C-4918B, 2,070-ft. of additional through lane in the eastbound direction on NC 3 East and 590-ft of through lane with appropriate taper in the eastbound direction on US 601 was completed utilizing CMAQ funds. The current project estimate is \$2,361,469. Using the estimated total project cost, a 20% Local Match of approximately \$472,293 from the Transportation Fund to the Operating Revenue will be required in to meet schedule.

Justification or Link to City Goals

To mitigate current (and future) congestion along the corridor, the Transportation Department proposes the design and construction of 4,381-ft. of additional through lane with appropriate taper in the westbound direction on US 601, as well as the construction of sidewalk and curb ramps adjacent to the proposed lanes. The improvements will provide for adequate stacking and flow to allow for an improved intersection level of service. Department staff have also coordinated with developments proposed along Flowes Store Rd to ensure they work together on their impacts and proposed improvements to the same subject intersection.

Section 3 Capital Costs

Activity	FY 2018-19	FY 2019-20	FY 2020-21	FY 2021-22	FY 2022-23	Future \$\$	Total
Construction	0	1,951,469	0	0	0	0	1,951,469
Right-of-way	185,000	0	0	0	0	0	185,000
Total Capital Cost	185,000	1,951,469	0	0	0	0	2,136,469

Section 4 New or Additional Impact on Operating Budget

Type of Expenditure	FY 2018-19	FY 2019-20	FY 2020-21	FY 2021-22	FY 2022-23	Future \$\$	Total
---------------------	------------	------------	------------	------------	------------	-------------	-------

Total

Section 5 Method(s) of Financing

Funding Source(s)	FY 2018-19	FY 2019-20	FY 2020-21	FY 2021-22	FY 2022-23	Future \$\$	Total
CMAQ	148,000	1,561,176	0	0	0	0	1,709,176
Transfer from General Fund	37,000	390,293	0	0	0	0	427,293
Total	185,000	1,951,469	0	0	0	0	2,136,469

Section 6 Maps / Charts / Tables / Pictures **Section 7 Comments for Other Depts.**



City of Concord, North Carolina

Fiscal Year 2018-19 through 2022-23 Capital Improvement Plan

Section 1	CIP Title	Bruton Smith Blvd at Weddington Rd., NW Intersection Improvements				Budget Unit #	8600		
Budget Unit	Street Projects	Functional Area	Transportation			Priority Rank	7		
Total CIP Cost	Total Appropriations to date	Budget Year 1 FY2018-19	Unappropriated Subsequent Years				Total Requested Funds	Type of CIP	
			Year 2 FY2019-20	Year 3 FY2020-21	Year 4 FY2021-22	Year 5 FY2022-23		<input type="checkbox"/> New	<input checked="" type="checkbox"/> Expansion
			<input type="checkbox"/> Replacement	<input type="checkbox"/> Renovation					
			<input type="checkbox"/> Land/ROW Acq. Required						
182,099	0	182,099	0	0	0	0	182,099		

Section 2 **Description**

Contract an additional eastbound right turn lane and extend the eastbound dual left turn lanes on Bruton Smith Boulevard at Weddington Road.

History, Status, or Impact if Delayed

Bruton Smith Boulevard lacks an eastbound right turn lane and adequate left turn storage and has poor access management into adjoining commercial properties to allow the signals to function at an optimal level of service. Additionally, backups occur along the 85 NB ramp dual right turn lanes, and at times into I-85 itself, at Bruton Smith Boulevard due to vehicles stacking beyond the existing left turn storage for access to Weddington Blvd., NW. The current project estimate is \$182,099 Using the estimated total project cost, a 20% Local Match of approximately \$36,420 from the Transportation Fund to the Operating Revenue will be required in to meet schedule.

Justification or Link to City Goals

To mitigate current (and future) congestion of this intersection, the Transportation Department proposes the design and construction of an extension to the existing eastbound bound dual turn lanes, eastbound right turn lane, appropriate tapers, and associated pavement markings. This improvement will provide approximately 275 feet of additional left turn storage, approximately 200 feet of right turn storage, better access management, safety, and vehicle flow to allow for improved traffic flow through the intersection.

Section 3 **Capital Costs**

Activity	FY 2018-19	FY 2019-20	FY 2020-21	FY 2021-22	FY 2022-23	Future \$\$	Total
Construction	182,099	0	0	0	0	0	182,099
Total Capital Cost	182,099	0	0	0	0	0	182,099

Section 4 **New or Additional Impact on Operating Budget**

Type of Expenditure	FY 2018-19	FY 2019-20	FY 2020-21	FY 2021-22	FY 2022-23	Future \$\$	Total
Total							


Section 5 **Method(s) of Financing**

Funding Source(s)	FY 2018-19	FY 2019-20	FY 2020-21	FY 2021-22	FY 2022-23	Future \$\$	Total
CMAQ	145,672	0	0	0	0	0	145,672
Transfer from General Fund	36,427	0	0	0	0	0	36,427
Total	182,099	0	0	0	0	0	182,099

Section 6 **Section 7**

Maps / Charts / Tables / Pictures

Comments for Other Depts.



City of Concord, North Carolina

Fiscal Year 2018-19 through 2022-23 Capital Improvement Plan

Section 1	CIP Title	Union St., S Sidewalk Extension				Budget Unit #	8600		
Budget Unit	Street Projects	Functional Area	Transportation			Priority Rank	8		
Total CIP Cost	Total Appropriations to date	Budget Year 1 FY2018-19	Unappropriated Subsequent Years				Total Requested Funds	Type of CIP	
			Year 2 FY2019-20	Year 3 FY2020-21	Year 4 FY2021-22	Year 5 FY2022-23		<input type="checkbox"/> New	<input checked="" type="checkbox"/> Expansion
			<input type="checkbox"/> Replacement	<input type="checkbox"/> Renovation					
			<input type="checkbox"/> Land/ROW Acq. Required						
410,000	10,000	400,000	0	0	0	0	400,000		

Section 2 **Description**

Construct sidewalk along Union St., S from Tulip Ave., SW to NC 3 (Union St., S) and continue to Cumberland Ct., SW

History, Status, or Impact if Delayed

The current project estimate is \$400,000. Using the estimated total project cost, a 20% Local Match of approximately \$80,000 from the Transportation Fund to the Operating Revenue will be required in to meet schedule.

Justification or Link to City Goals

The Union St., S Sidewalk Extension would complete the continuous sidewalk from Downtown Concord which ends at Tulip Ave., SW with the newly constructed sidewalk on NC 3 (Union St., S) which was installed from US 601 to Cumberland Ct., SW. The project includes associated curb & gutter and storm drainage structures as necessary. The segment is also part of the City of Concord Pedestrian Improvement Program (PIP) where by the elected officials and staff regularly receive requests for sidewalks in residential areas. This portion is also included in the City of Concord Comprehensive Transportation Plan (CTP).

Section 3 **Capital Costs**

Activity	FY 2018-19	FY 2019-20	FY 2020-21	FY 2021-22	FY 2022-23	Future \$\$	Total
Construction	400,000	0	0	0	0	0	400,000
Total Capital Cost	400,000	0	0	0	0	0	400,000

Section 4 **New or Additional Impact on Operating Budget**

Type of Expenditure	FY 2018-19	FY 2019-20	FY 2020-21	FY 2021-22	FY 2022-23	Future \$\$	Total
Total							

Section 5 **Method(s) of Financing**

Funding Source(s)	FY 2018-19	FY 2019-20	FY 2020-21	FY 2021-22	FY 2022-23	Future \$\$	Total
Transfer from General Fund	80,000	0	0	0	0	0	80,000
Transportation Alternative Program (TAP)	320,000	0	0	0	0	0	320,000
Total	400,000	0	0	0	0	0	400,000

Section 6 **Section 7**

Maps / Charts / Tables / Pictures

Comments for Other Depts.



City of Concord, North Carolina

Fiscal Year 2018-19 through 2022-23 Capital Improvement Plan

Section 1	CIP Title	Downtown Pedestrian Signal Upgrade				Budget Unit #	8600		
Budget Unit	Street Projects	Functional Area	Transportation			Priority Rank	9		
Total CIP Cost	Total Appropriations to date	Budget Year 1 FY2018-19	Unappropriated Subsequent Years				Total Requested Funds	Type of CIP	
			Year 2 FY2019-20	Year 3 FY2020-21	Year 4 FY2021-22	Year 5 FY2022-23		<input type="checkbox"/> New	<input type="checkbox"/> Expansion
			<input type="checkbox"/> Replacement	<input checked="" type="checkbox"/> Renovation					
			<input type="checkbox"/> Land/ROW Acq. Required						
312,000	70,000	242,000	0	0	0	0	242,000		

Section 2 **Description**

Retrofit the City of Concord's Downtown district Traffic Signals with Countdown Pedestrian Signals and Push Buttons.

History, Status, or Impact if Delayed

The current project estimate is \$312,000. Using the estimated total project cost, a 20% Local Match of approximately \$62,400 from the Transportation Fund to the Operating Revenue will be required in to meet schedule.

Justification or Link to City Goals

The Downtown Pedestrian Signal Upgrade Project will install 58 Countdown Pedestrian Signals and Push Buttons, with associated mounting and wiring, in the downtown district of Concord, NC. The Downtown district contains of a mixture of residential, retail, government and commercial business as well as the City of Concord's 4-Mile Downtown Greenway Loop. Some intersections are within walking distance of schools, churches, and historical destinations. By including Countdown Pedestrian Signals into the downtown system, it is expected that there will be a reduction in the number of pedestrians caught in the crosswalk when the cycle ends and increased pedestrians' perceived safety. In addition, the pedestrian push buttons will reduce the delay when pedestrians are not present and improves pedestrian compliance.

Section 3 **Capital Costs**

Activity	FY 2018-19	FY 2019-20	FY 2020-21	FY 2021-22	FY 2022-23	Future \$\$	Total
Construction	242,000	0	0	0	0	0	242,000
Total Capital Cost	242,000	0	0	0	0	0	242,000

Section 4 **New or Additional Impact on Operating Budget**

Type of Expenditure	FY 2018-19	FY 2019-20	FY 2020-21	FY 2021-22	FY 2022-23	Future \$\$	Total
Total							

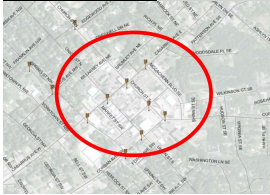
Section 5 **Method(s) of Financing**

Funding Source(s)	FY 2018-19	FY 2019-20	FY 2020-21	FY 2021-22	FY 2022-23	Future \$\$	Total
Transfer from General Fund	48,400	0	0	0	0	0	48,400
Transportation Alternative Program (TAP)	193,600	0	0	0	0	0	193,600
Total	242,000	0	0	0	0	0	242,000

Section 6 **Section 7**

Maps / Charts / Tables / Pictures

Comments for Other Depts.



City of Concord, North Carolina

Fiscal Year 2018-19 through 2022-23 Capital Improvement Plan

Section 1	CIP Title	I-85 Branding Project				Budget Unit #	8600	
Budget Unit	Street Projects	Functional Area	Transportation			Priority Rank	10	
Total CIP Cost	Total Appropriations to date	Budget Year 1 FY2018-19	Unappropriated Subsequent Years				Total Requested Funds	Type of CIP
			Year 2 FY2019-20	Year 3 FY2020-21	Year 4 FY2021-22	Year 5 FY2022-23		
250,000	0	250,000	0	0	0	0	250,000	

Y	<input type="checkbox"/> New	<input type="checkbox"/> Expansion
	<input type="checkbox"/> Replacement	<input type="checkbox"/> Renovation
	<input type="checkbox"/> Land/ROW Acq. Required	

Section 2 Description

Participate in the NCDOT TIP Project I-3802A for the construction of gateway monuments at certain interchanges of I-85 and corridors into Concord. Partner with Kannapolis to provide a consistent symmetrical look where interchanges border Kannapolis on one side and Concord on the other.

History, Status, or Impact if Delayed

Staff has been working with Kannapolis and NCDOT to provide enhanced gateway features as part of the I-85 construction project. Design is complete and the construction estimate will be brought before council for approval when complete.

Justification or Link to City Goals

City Council adopted a resolution and entered into a municipal agreement to participate in said project and have already paid for the Concord share of the monument design.

Section 3 Capital Costs

Activity	FY 2018-19	FY 2019-20	FY 2020-21	FY 2021-22	FY 2022-23	Future \$\$	Total
Construction	250,000	0	0	0	0	0	250,000
Total Capital Cost	250,000	0	0	0	0	0	250,000

Section 4 New or Additional Impact on Operating Budget

Type of Expenditure	FY 2018-19	FY 2019-20	FY 2020-21	FY 2021-22	FY 2022-23	Future \$\$	Total
Total							

Section 5 Method(s) of Financing

Funding Source(s)	FY 2018-19	FY 2019-20	FY 2020-21	FY 2021-22	FY 2022-23	Future \$\$	Total
Transfer from General Fund	250,000	0	0	0	0	0	250,000
Total	250,000	0	0	0	0	0	250,000

Section 6 Maps / Charts / Tables / Pictures **Section 7 Comments for Other Depts.**



City of Concord, North Carolina

Fiscal Year 2018-19 through 2022-23 Capital Improvement Plan

Section 1	CIP Title	Concord Farms Realignment				Budget Unit #	8600	
Budget Unit	Street Projects	Functional Area	Transportation			Priority Rank	11	
Total CIP Cost	Total Appropriations to date	Budget Year 1 FY2018-19	Unappropriated Subsequent Years				Total Requested Funds	Type of CIP
			Year 2 FY2019-20	Year 3 FY2020-21	Year 4 FY2021-22	Year 5 FY2022-23		
3,600,000	0	0	0	0	0	3,600,000	<input checked="" type="checkbox"/> New <input type="checkbox"/> Replacement <input type="checkbox"/> Land/ROW Acq. Required <input type="checkbox"/> Expansion <input type="checkbox"/> Renovation	

Section 2 Description

Realignment of Concord Farms Rd to connect with Windswept Rd (George W. Liles Parkway). This project would establish a 4-lane divided typical section with bike lanes and sidewalk as well as enhanced plantings, lighting and signage to promote development opportunity, in line with the Small Area Plan.

History, Status, or Impact if Delayed

This project has been submitted for Golden Leaf funding of \$1,000,000. The current project estimate is \$4,000,000. Using the estimated total project cost, a Local Match of approximately \$3,000,000 from the General Fund Reserves will be required in to meet schedule.

Justification or Link to City Goals

The realignment of Concord Farms Rd will provide safer access to US 29 at a signalized intersection. The project will be designed as a median divided facility with sidewalk and bicycle accommodations. This corridor is a largely undeveloped (currently agriculture) area in the geographic center of Concord. The project will provide better access for economic development.

Section 3 Capital Costs

Activity	FY 2018-19	FY 2019-20	FY 2020-21	FY 2021-22	FY 2022-23	Future \$\$	Total
Construction	0	0	0	0	3,600,000	0	3,600,000
Total Capital Cost	0	0	0	0	3,600,000	0	3,600,000

Section 4 New or Additional Impact on Operating Budget

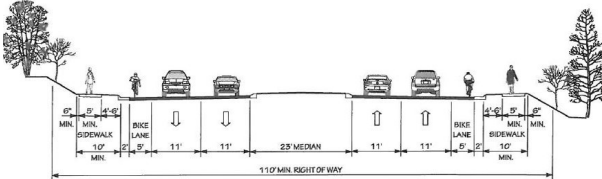
Type of Expenditure	FY 2018-19	FY 2019-20	FY 2020-21	FY 2021-22	FY 2022-23	Future \$\$	Total
---------------------	------------	------------	------------	------------	------------	-------------	-------

Total

Section 5 Method(s) of Financing

Funding Source(s)	FY 2018-19	FY 2019-20	FY 2020-21	FY 2021-22	FY 2022-23	Future \$\$	Total
Golden Leaf Grant	0	0	0	0	1,000,000	0	1,000,000
Transfer from General Fund	0	0	0	0	2,600,000	0	2,600,000
Total	0	0	0	0	3,600,000	0	3,600,000

Section 6 Maps / Charts / Tables / Pictures **Section 7** Comments for Other Depts.



City of Concord, North Carolina

Fiscal Year 2018-19 through 2022-23 Capital Improvement Plan

Section 1	CIP Title	Dorland Ave Realignment Phase II				Budget Unit #	8600		
Budget Unit	Street Projects	Functional Area	Transportation			Priority Rank	12		
Total CIP Cost	Total Appropriations to date	Budget Year 1 FY2018-19	Unappropriated Subsequent Years				Total Requested Funds	Type of CIP	
			Year 2 FY2019-20	Year 3 FY2020-21	Year 4 FY2021-22	Year 5 FY2022-23		<input type="checkbox"/> New	<input checked="" type="checkbox"/> Expansion
							<input type="checkbox"/> Replacement	<input type="checkbox"/> Renovation	
			<input type="checkbox"/> Land/ROW Acq. Required						
975,000	0	200,000	775,000	0	0	0	975,000		

Section 2 Description

To complete the realignment of Dorland Ave from Kerr St., NW to Crowell Dr., SW, adjacent to Baber-Scotia College.

History, Status, or Impact if Delayed

Phase I, which constructed the signalized intersection at Kerr St., NW, was completed in 2009. This project finalizes those plans to create a north-south connection across Cabarrus Ave., W.

Justification or Link to City Goals

The realignment eliminates the dangerous angled intersection that currently exists adjacent to Barber-Scotia College, and will bring northbound traffic on Crowell Dr., SW to the signalized intersection of Cabarrus Ave., W and Kerr St., NW. This project was presented for consideration at the 2017 City Council Planning Session.

Section 3 Capital Costs

Activity	FY 2018-19	FY 2019-20	FY 2020-21	FY 2021-22	FY 2022-23	Future \$\$	Total
Construction	0	775,000	0	0	0	0	775,000
Engineering	200,000	0	0	0	0	0	200,000
Total Capital Cost	200,000	775,000	0	0	0	0	975,000

Section 4 New or Additional Impact on Operating Budget

Type of Expenditure	FY 2018-19	FY 2019-20	FY 2020-21	FY 2021-22	FY 2022-23	Future \$\$	Total
Total							

Section 5 Method(s) of Financing

Funding Source(s)	FY 2018-19	FY 2019-20	FY 2020-21	FY 2021-22	FY 2022-23	Future \$\$	Total
Transfer from General Fund	200,000	775,000	0	0	0	0	975,000
Total	200,000	775,000	0	0	0	0	975,000

Section 6 Maps / Charts / Tables / Pictures **Section 7** Comments for Other Depts.



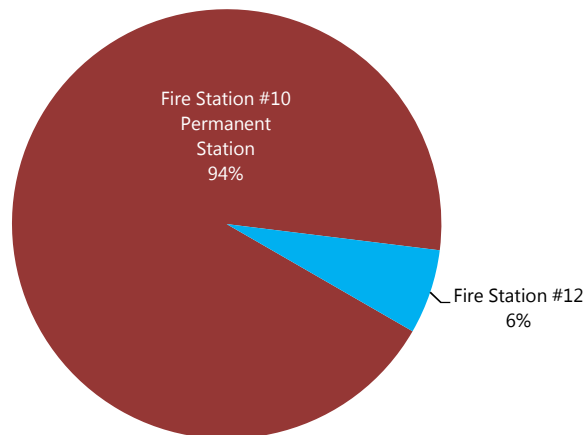
Fund 426: Fire Capital Projects

Fire projects are accounted for using this fund. This fund is comprised of Fire & Life Safety Projects budget unit.

	2018-2019 Approved	2019-2020 Planning Yr.	2020-2021 Planning Yr.	2021-2022 Planning Yr.	2022-2023 Planning Yr.	Future Planning Yr.
Expenses By Project						
Fire Station #10 Permanent Station	\$ 5,147,445	\$ -	\$ -	\$ -	\$ -	\$ -
Fire Station #12	\$ 350,000	\$ 5,500,000	\$ -	\$ -	\$ -	\$ -
Training Facility	\$ -	\$ 350,000	\$ 11,794,000	\$ -	\$ -	\$ -
Fire Station #13	\$ -	\$ -	\$ -	\$ -	\$ 400,000	\$ 5,270,000
Total	\$ 5,497,445	\$ 5,850,000	\$ 11,794,000	\$ -	\$ 400,000	\$ 5,270,000

	2018-2019 Approved	2019-2020 Planning Yr.	2020-2021 Planning Yr.	2021-2022 Planning Yr.	2022-2023 Planning Yr.	Future Planning Yr.
Revenues by Funding Source						
Transfer from General Fund	\$ 350,000	\$ -	\$ -	\$ -	\$ -	\$ -
Transfer from General Capital Reserve	\$ 5,147,445	\$ 5,850,000	\$ 11,794,000	\$ -	\$ 400,000	\$ 5,270,000
Total	\$ 5,497,445	\$ 5,850,000	\$ 11,794,000	\$ -	\$ 400,000	\$ 5,270,000

FY 2019 Fire Capital Projects



City of Concord, North Carolina

Fiscal Year 2018-19 through 2022-23 Capital Improvement Plan

Section 1	CIP Title	Fire Station 10 Permanent Station				Budget Unit #	8670		
Budget Unit	Fire Station Projects	Functional Area	Public Safety			Priority Rank	1		
Total CIP Cost	Total Appropriations to date	Budget Year 1 FY2018-19	Unappropriated Subsequent Years				Total Requested Funds	Type of CIP	
			Year 2 FY2019-20	Year 3 FY2020-21	Year 4 FY2021-22	Year 5 FY2022-23		<input checked="" type="checkbox"/> New	<input type="checkbox"/> Expansion
			<input type="checkbox"/> Replacement	<input type="checkbox"/> Renovation					
			<input type="checkbox"/> Land/ROW Acq. Required						
5,467,366	319,921	5,147,445	0	0	0	0	5,147,445		

Section 2 **Description**

The preliminary design, engineering and architecture design in FY18 will be the first step in the process of a permanent Fire Station which will replace the temporary building currently on site. This project will serve the Harris Road/Poplar Tent Road area from the current site adjacent to the Cannon Crossing Commercial development and includes permanent station construction and equipment in FY19 for Fire Station #10. This facility will also include space for the Concord Police Department's Edward District Office and a partnership with Cabarrus County EMS.

History, Status, or Impact if Delayed

Until the permanent fire station is completed, the needed ladder company for this area will not be relocated and this will adversely affect company distribution.

Justification or Link to City Goals

The permanent fire station is required based on recent and anticipated annexations in this growth area within the City's northwestern boundary agreement. Effective Fall 2010, Engine Company 10 entered service; however, this area of the city requires a ladder company based on structures in the area and the distribution of companies.

Section 3 **Capital Costs**

Activity	FY 2018-19	FY 2019-20	FY 2020-21	FY 2021-22	FY 2022-23	Future \$\$	Total
Clear/Grade Site Prep	231,525	0	0	0	0	0	231,525
Construction	4,785,178	0	0	0	0	0	4,785,178
Light Equipment	130,742	0	0	0	0	0	130,742
Total Capital Cost	5,147,445	0	0	0	0	0	5,147,445

Section 4 **New or Additional Impact on Operating Budget**

Type of Expenditure	FY 2018-19	FY 2019-20	FY 2020-21	FY 2021-22	FY 2022-23	Future \$\$	Total
---------------------	------------	------------	------------	------------	------------	-------------	-------

Total

Section 5 **Method(s) of Financing**

Funding Source(s)	FY 2018-19	FY 2019-20	FY 2020-21	FY 2021-22	FY 2022-23	Future \$\$	Total
Capital Reserve	5,147,445	0	0	0	0	0	5,147,445
Total	5,147,445	0	0	0	0	0	5,147,445

Section 6 **Maps / Charts / Tables / Pictures** **Section 7** **Comments for Other Depts.**

Engineering, Legal, and Police. The Edward District office for the Police Department will result in an estimated \$300,000 +/- increase in the overall cost of this project. Adding a parking area for the PD will also have a significant impact. Cost of construction was updated by Ken Griffin Architecture in December of 2015.

City of Concord, North Carolina

Fiscal Year 2018-19 through 2022-23 Capital Improvement Plan

Section 1	CIP Title	Fire Station 12					Budget Unit #	8670		
Budget Unit	Fire Station Projects		Functional Area	Public Safety			Priority Rank	2		
Total CIP Cost	Total Appropriations to date	Budget Year 1 FY2018-19	Unappropriated Subsequent Years				Total Requested Funds	Type of CIP		
			Year 2 FY2019-20	Year 3 FY2020-21	Year 4 FY2021-22	Year 5 FY2022-23		<input checked="" type="checkbox"/> New	<input type="checkbox"/> Expansion	<input type="checkbox"/> Replacement
6,090,000	240,000	350,000	5,500,000	0	0	0	5,850,000			

Section 2 Description

The preliminary design, engineering and architecture design in FY 18-19 will be the first step in the process of a permanent station in the Roberta Rd. and Roberta Church Rd. area. Construction would be scheduled to begin in the FY 19-20 budget cycle.

History, Status, or Impact if Delayed

Upon completion, we will be able to meet adopted response times in this area as well as provide a faster response time to a Class H facility.

Justification or Link to City Goals

Using performance measures and benchmarking data, it has been determined that we are not meeting the department's adopted response times in this area. In addition to not meeting the response times, the Phillip Morris facility was sold to Alevo and due to their business model, the hazard class was changed from class M (manufacturing) to a class H (Hazardous). This change will require an upgraded response to the facility.

Section 3 Capital Costs

Activity	FY 2018-19	FY 2019-20	FY 2020-21	FY 2021-22	FY 2022-23	Future \$\$	Total
Clear/ Grade Site	0	300,000	0	0	0	0	300,000
Construction	0	5,050,000	0	0	0	0	5,050,000
Engineering/ Architecture	300,000	0	0	0	0	0	300,000
Furnishing and Equipment	0	150,000	0	0	0	0	150,000
Preliminary Design	50,000	0	0	0	0	0	50,000
Total Capital Cost	350,000	5,500,000	0	0	0	0	5,850,000

Section 4 New or Additional Impact on Operating Budget

Type of Expenditure	FY 2018-19	FY 2019-20	FY 2020-21	FY 2021-22	FY 2022-23	Future \$\$	Total
Total							

Section 5 Method(s) of Financing

Funding Source(s)	FY 2018-19	FY 2019-20	FY 2020-21	FY 2021-22	FY 2022-23	Future \$\$	Total
Capital Reserves	0	5,500,000	0	0	0	0	5,500,000
Transfer from General Fund	350,000	0	0	0	0	0	350,000
Total	350,000	5,500,000	0	0	0	0	5,850,000

Section 6 Maps / Charts / Tables / Pictures **Section 7 Comments for Other Depts.**

This will involve the following departments: engineering, building and grounds, legal, city manager's office and electrical.

City of Concord, North Carolina

Fiscal Year 2018-19 through 2022-23 Capital Improvement Plan

Section 1	CIP Title	Training Facility				Budget Unit #	8670		
Budget Unit	Fire Station Projects	Functional Area	Public Safety			Priority Rank	3		
Total CIP Cost	Total Appropriations to date	Budget Year 1 FY2018-19	Unappropriated Subsequent Years				Total Requested Funds	Type of CIP	
			Year 2 FY2019-20	Year 3 FY2020-21	Year 4 FY2021-22	Year 5 FY2022-23		<input checked="" type="checkbox"/> New <input type="checkbox"/> Replacement <input type="checkbox"/> Land/ROW Acq. Required	<input type="checkbox"/> Expansion <input type="checkbox"/> Renovation
12,144,000	0	0	350,000	11,794,000	0	0	12,144,000		

Section 2 **Description**

This project involves the construction of a Training facility that would be a joint project between the police and fire departments

History, Status, or Impact if Delayed

Due to the growth of the city as well as the police and fire departments, the current facility located at Fire Station 3 no longer meets our needs. By partnering with the police department to build a new training facility, we can work together to meet the needs of two departments both now and well into the future.

Justification or Link to City Goals

The current facility was constructed in 1986 and served three stations. The department has expanded to 11 stations with 210 employees. The current facility no longer meets the needs of the department. The current facility does not allow for live fire training and limits our ability to perform multi company drills due to the limited size of the parking area. Currently the Police department does not have a training facility and relies on other agencies facilities to meet their training requirements each year. This facility would be a joint project between the police and fire departments. This facility would meet our needs for the future and would be located on one site.

Section 3 **Capital Costs**

Activity	FY 2018-19	FY 2019-20	FY 2020-21	FY 2021-22	FY 2022-23	Future \$\$	Total
Clear/Grade/Site Prep	0	0	500,000	0	0	0	500,000
Construction	0	0	11,044,000	0	0	0	11,044,000
Engineering	0	50,000	0	0	0	0	50,000
Land/ROW	0	0	250,000	0	0	0	250,000
Prelim Design/Plans	0	300,000	0	0	0	0	300,000
Total Capital Cost	0	350,000	11,794,000	0	0	0	12,144,000

Section 4 **New or Additional Impact on Operating Budget**

Type of Expenditure	FY 2018-19	FY 2019-20	FY 2020-21	FY 2021-22	FY 2022-23	Future \$\$	Total
Total							

Section 5 **Method(s) of Financing**

Funding Source(s)	FY 2018-19	FY 2019-20	FY 2020-21	FY 2021-22	FY 2022-23	Future \$\$	Total
Capital Reserve	0	350,000	11,794,000	0	0	0	12,144,000
Total	0	350,000	11,794,000	0	0	0	12,144,000

Section 6 **Section 7**

Maps / Charts / Tables / Pictures

Comments for Other Depts.

City of Concord, North Carolina

Fiscal Year 2018-19 through 2022-23 Capital Improvement Plan

Section 1	CIP Title	Fire Station 13				Budget Unit #	8670		
Budget Unit	Fire Station Projects	Functional Area	Public Safety			Priority Rank	4		
Total CIP Cost	Total Appropriations to date	Budget Year 1 FY2018-19	Unappropriated Subsequent Years				Total Requested Funds	Type of CIP	
			Year 2 FY2019-20	Year 3 FY2020-21	Year 4 FY2021-22	Year 5 FY2022-23		<input checked="" type="checkbox"/> New	<input type="checkbox"/> Expansion
							<input type="checkbox"/> Replacement	<input type="checkbox"/> Renovation	
							<input type="checkbox"/> Land/ROW Acq. Required		
5,670,000	0	0	0	0	0	400,000	5,670,000		

Section 2 Description

The preliminary design, engineering and architecture in FY 24-25 will be the first step in the construction process for Fire Station 13. This project will serve the Cox Mill Road/ Christenbury Parkway area.

History, Status, or Impact if Delayed

As the area continues to grow, a station will be needed in this area. This area is identified as an area that we will not be able to meet the four minute response time goal. The city currently owns a piece of property on Cox Mill Road that was set aside for this station.

Justification or Link to City Goals

In the past, this area had a low call volume due to large tracts of undeveloped land. With the construction of Christenbury Parkway and the development that has occurred and will continue to occur in the area, we anticipate an increase in the call volume. We currently cannot meet the benchmark times related to response times in this area.

Section 3 Capital Costs

Activity	FY 2018-19	FY 2019-20	FY 2020-21	FY 2021-22	FY 2022-23	Future \$\$	Total
Clear/Grade	0	0	0	0	0	720,000	720,000
Construction	0	0	0	0	0	4,400,000	4,400,000
Engineering/ Architecture	0	0	0	0	350,000	0	350,000
Furniture	0	0	0	0	0	150,000	150,000
Preliminary Design	0	0	0	0	50,000	0	50,000
Total Capital Cost	0	0	0	0	400,000	5,270,000	5,670,000

Section 4 New or Additional Impact on Operating Budget

Type of Expenditure	FY 2018-19	FY 2019-20	FY 2020-21	FY 2021-22	FY 2022-23	Future \$\$	Total
---------------------	------------	------------	------------	------------	------------	-------------	-------

Total

Section 5 Method(s) of Financing

Funding Source(s)	FY 2018-19	FY 2019-20	FY 2020-21	FY 2021-22	FY 2022-23	Future \$\$	Total
Capital Reserve	0	0	0	0	400,000	5,270,000	5,670,000
Total	0	0	0	0	400,000	5,270,000	5,670,000

Section 6 Maps / Charts / Tables / Pictures **Section 7** Comments for Other Depts.

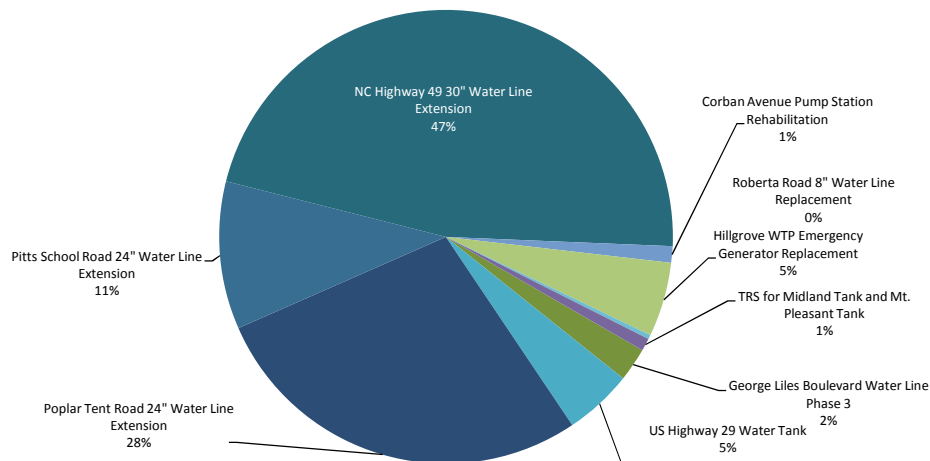
Fund 429: Water Capital Expenditures

Water projects are accounted for using this fund. It is comprised of the Water Projects budget unit.

	2018-2019 Approved	2019-2020 Planning Yr.	2020-2021 Planning Yr.	2021-2022 Planning Yr.	2022-2023 Planning Yr.	Future Planning Yr.
Expenses By Project						
George Liles Boulevard Water Line Phase 3	\$ 270,000	\$ -	\$ -	\$ -	\$ -	\$ -
Coddle Creek WTP Settling Basin Upgrades	\$ -	\$ 3,000,000	\$ -	\$ -	\$ -	\$ -
US Highway 29 Water Tank	\$ 550,000	\$ -	\$ -	\$ -	\$ -	\$ -
Poplar Tent Road 24" Water Line Extension	\$ 3,143,000	\$ -	\$ -	\$ -	\$ -	\$ -
Pitts School Road 24" Water Line Extension	\$ 1,189,000	\$ -	\$ -	\$ -	\$ -	\$ -
NC Highway 49 30" Water Line Extension	\$ 5,279,000	\$ -	\$ -	\$ -	\$ -	\$ -
Corban Avenue Pump Station Rehabilitation	\$ 133,000	\$ -	\$ -	\$ -	\$ -	\$ -
Hillgrove WTP Emergency Generator	\$ 600,000	\$ -	\$ -	\$ -	\$ -	\$ -
Roberta Road 8" Water Line Replacement	\$ 35,000	\$ 725,000	\$ -	\$ -	\$ -	\$ -
TRS for Midland Tank and Mt. Pleasant Tank	\$ 100,000	\$ 100,000	\$ -	\$ -	\$ -	\$ -
Coddle Creek WTP Switchgear Replacement	\$ -	\$ 1,485,000	\$ -	\$ -	\$ -	\$ -
Hillgrove WTP Settling Basin Improvements	\$ -	\$ 300,000	\$ 2,300,000	\$ -	\$ -	\$ -
Resurface Clearwell #2 at Hillgrove WTP	\$ -	\$ 130,000	\$ -	\$ -	\$ -	\$ -
Virginia Street 6" Waterline Replacement	\$ -	\$ 532,000	\$ -	\$ -	\$ -	\$ -
Hillgrove WTP Bulk Storage Fluoride Tank	\$ -	\$ 250,000	\$ -	\$ -	\$ -	\$ -
Hillgrove WTP Filter to Waste Valve Rehab	\$ -	\$ 250,000	\$ -	\$ -	\$ -	\$ -
NC Highway 73 24" Water Line Kannapolis Parkway & Trinity Church Road	\$ -	\$ 196,000	\$ 1,108,000	\$ -	\$ -	\$ -
NC Highway 49 24" Water Line Extension	\$ -	\$ 749,000	\$ 5,240,000	\$ -	\$ -	\$ -
General Services Drive 12" Parallel Water Line	\$ -	\$ -	\$ 32,000	\$ 218,000	\$ -	\$ -
Zion Church Road 12" Parallel Water Line	\$ -	\$ -	\$ 37,000	\$ 259,000	\$ -	\$ -
Coddle Creek WTP Dewatering Process Improvements	\$ -	\$ -	\$ -	\$ 4,800,000	\$ -	\$ -
George Liles Blvd Waterline Phase IV	\$ -	\$ -	\$ -	\$ -	\$ 2,875,000	\$ -
4 MGD Water Booster Pump Station	\$ -	\$ -	\$ -	\$ -	\$ 1,150,000	\$ -
NC Hwy 601 24" Water Line Extension	\$ -	\$ -	\$ -	\$ -	\$ 1,402,000	\$ -
NC Hwy 601 Control Vault	\$ -	\$ -	\$ -	\$ -	\$ 156,000	\$ -
NC Hwy 601 16" Waterline Extension	\$ -	\$ -	\$ -	\$ -	\$ 4,414,000	\$ -
Poplar Tent Road 12" Water Line Extension at NC Highway 73	\$ -	\$ -	\$ -	\$ -	\$ -	\$ 685,303
NC Highway 73 Water Main Connection to Charlotte Water	\$ -	\$ -	\$ -	\$ -	\$ -	\$ 544,000
Total	\$ 11,299,000	\$ 7,717,000	\$ 8,717,000	\$ 5,277,000	\$ 9,997,000	\$ 1,229,303

	2018-2019 Planning Yr.	2019-2020 Planning Yr.	2020-2021 Planning Yr.	2021-2022 Planning Yr.	Future Planning Yr.
Revenues by Funding Source					
Transfer from Water	\$ 7,299,000	\$ 7,717,000	\$ 8,717,000	\$ 5,277,000	\$ 9,997,000
Capacity Fees	\$ 4,000,000	\$ -	\$ -	\$ -	\$ -
Total	\$ 11,299,000	\$ 7,717,000	\$ 8,717,000	\$ 5,277,000	\$ 9,997,000

FY 2019 Water Capital Projects



City of Concord, North Carolina

Fiscal Year 2018-19 through 2022-23 Capital Improvement Plan

Section 1	CIP Title	George Liles Boulevard 24" Water Line Phase 3				Budget Unit #	8700		
Budget Unit	Water Projects	Functional Area	Water			Priority Rank	1		
Total CIP Cost	Total Appropriations to date	Budget Year 1 FY2018-19	Unappropriated Subsequent Years				Total Requested Funds	Type of CIP	
			Year 2 FY2019-20	Year 3 FY2020-21	Year 4 FY2021-22	Year 5 FY2022-23		<input type="checkbox"/> New	<input checked="" type="checkbox"/> Expansion
			<input type="checkbox"/> Replacement	<input type="checkbox"/> Renovation					
			<input type="checkbox"/> Land/ROW Acq. Required						
2,047,621	1,777,621	270,000	0	0	0	0	270,000		

Section 2 **Description**

Provide a new 24" water line from Weddington Road to Roberta Road as part of the NCDOT Westside Bypass Project.

History, Status, or Impact if Delayed

Justification or Link to City Goals

To further enhance system pressure and enable greater volumes of water to be distributed throughout our system more efficiently.

Section 3 **Capital Costs**

Activity	FY 2018-19	FY 2019-20	FY 2020-21	FY 2021-22	FY 2022-23	Future \$\$	Total
Construction	270,000	0	0	0	0	0	270,000
Total Capital Cost	270,000	0	0	0	0	0	270,000

Section 4 **New or Additional Impact on Operating Budget**

Type of Expenditure	FY 2018-19	FY 2019-20	FY 2020-21	FY 2021-22	FY 2022-23	Future \$\$	Total
Total							

Section 5 **Method(s) of Financing**

Funding Source(s)	FY 2018-19	FY 2019-20	FY 2020-21	FY 2021-22	FY 2022-23	Future \$\$	Total
Transfer From Water	270,000	0	0	0	0	0	270,000
Total	270,000	0	0	0	0	0	270,000

Section 6 **Section 7**

Maps / Charts / Tables / Pictures

Comments for Other Depts.

City of Concord, North Carolina

Fiscal Year 2018-19 through 2022-23 Capital Improvement Plan

Section 1	CIP Title	Coddle Creek WTP Settling Basin Upgrades					Budget Unit #	8700
Budget Unit	Water Projects	Functional Area	Water				Priority Rank	2
Total CIP Cost	Total Appropriations to date	Budget Year 1 FY2018-19	Unappropriated Subsequent Years				Total Requested Funds	Type of CIP
			Year 2 FY2019-20	Year 3 FY2020-21	Year 4 FY2021-22	Year 5 FY2022-23		<input type="checkbox"/> New <input checked="" type="checkbox"/> Replacement <input type="checkbox"/> Land/ROW Acq. Required <input type="checkbox"/> Expansion <input type="checkbox"/> Renovation
4,725,000	1,725,000	0	3,000,000	0	0	0	3,000,000	

Section 2 **Description**

This project is to design and construct settling basin upgrades at the Coddle Creek Water Treatment Plan and includes a pilot study.

History, Status, or Impact if Delayed

Justification or Link to City Goals

This project is to enhance water quality through the water treatment process as well as replace existing treatment technology that has exceeded its lifespan and is nearing failure.

Section 3 **Capital Costs**

Activity	FY 2018-19	FY 2019-20	FY 2020-21	FY 2021-22	FY 2022-23	Future \$\$	Total
Construction	0	3,000,000	0	0	0	0	3,000,000
Total Capital Cost	0	3,000,000	0	0	0	0	3,000,000

Section 4 **New or Additional Impact on Operating Budget**

Type of Expenditure	FY 2018-19	FY 2019-20	FY 2020-21	FY 2021-22	FY 2022-23	Future \$\$	Total
Total							

Section 5 **Method(s) of Financing**

Funding Source(s)	FY 2018-19	FY 2019-20	FY 2020-21	FY 2021-22	FY 2022-23	Future \$\$	Total
Transfer From Water	0	3,000,000	0	0	0	0	3,000,000
Total	0	3,000,000	0	0	0	0	3,000,000

Section 6 **Section 7**

Maps / Charts / Tables / Pictures

Comments for Other Depts.

City of Concord, North Carolina

Fiscal Year 2018-19 through 2022-23 Capital Improvement Plan

Section 1	CIP Title	US Highway 29 Water Tank					Budget Unit #	8700
Budget Unit	Water Projects	Functional Area	Water				Priority Rank	3
Total CIP Cost	Total Appropriations to date	Budget Year 1 FY2018-19	Unappropriated Subsequent Years				Total Requested Funds	Type of CIP
			Year 2 FY2019-20	Year 3 FY2020-21	Year 4 FY2021-22	Year 5 FY2022-23		<input checked="" type="checkbox"/> New <input type="checkbox"/> Replacement <input type="checkbox"/> Land/ROW Acq. Required <input type="checkbox"/> Expansion <input type="checkbox"/> Renovation
5,550,000	5,000,000	550,000	0	0	0	0	550,000	

Section 2 Description

This project is to design and construct a new elevated water storage tank along US Highway 29 near the intersection with Cabarrus Avenue.

History, Status, or Impact if Delayed

Justification or Link to City Goals

The need for this proposed elevated water storage tank was outlined in the recently completed Water Master Plan project, and will be required for the newly established 890 MSL pressure zone in this area.

Section 3 Capital Costs

Activity	FY 2018-19	FY 2019-20	FY 2020-21	FY 2021-22	FY 2022-23	Future \$\$	Total
Design & Construction	550,000	0	0	0	0	0	550,000
Total Capital Cost	550,000	0	0	0	0	0	550,000

Section 4 New or Additional Impact on Operating Budget

Type of Expenditure	FY 2018-19	FY 2019-20	FY 2020-21	FY 2021-22	FY 2022-23	Future \$\$	Total
Total							

Section 5 Method(s) of Financing

Funding Source(s)	FY 2018-19	FY 2019-20	FY 2020-21	FY 2021-22	FY 2022-23	Future \$\$	Total
Transfer from Water	550,000	0	0	0	0	0	550,000
Total	550,000	0	0	0	0	0	550,000

Section 6 Maps / Charts / Tables / Pictures **Section 7** Comments for Other Depts.

City of Concord, North Carolina

Fiscal Year 2018-19 through 2022-23 Capital Improvement Plan

Section 1	CIP Title	Poplar Tent Road 24" Water Line Extension				Budget Unit #	8700	
Budget Unit	Water Projects	Functional Area	Water			Priority Rank	3	
Total CIP Cost	Total Appropriations to date	Budget Year 1 FY2018-19	Unappropriated Subsequent Years				Total Requested Funds	Type of CIP
			Year 2 FY2019-20	Year 3 FY2020-21	Year 4 FY2021-22	Year 5 FY2022-23		<input checked="" type="checkbox"/> New <input type="checkbox"/> Replacement <input type="checkbox"/> Land/ROW Acq. Required <input type="checkbox"/> Expansion <input type="checkbox"/> Renovation
3,475,000	332,000	3,143,000	0	0	0	0	3,143,000	

Section 2 **Description**

Provide a new 24" water line along Poplar Tent Road from International Drive to Eva Drive as part of a water system improvement.

History, Status, or Impact if Delayed

Justification or Link to City Goals

To further enhance system pressure and enable greater volumes of water to be distributed throughout our system more efficiently as outlined in the recently completed Water Master Plan project.

Section 3 Capital Costs								
Activity	FY 2018-19	FY 2019-20	FY 2020-21	FY 2021-22	FY 2022-23	Future \$\$	Total	
Construction	2,745,000	0	0	0	0	0	2,745,000	
Design, ROW	398,000	0	0	0	0	0	398,000	
Total Capital Cost	3,143,000	0	0	0	0	0	3,143,000	

Section 4 **New or Additional Impact on Operating Budget**

Type of Expenditure	FY 2018-19	FY 2019-20	FY 2020-21	FY 2021-22	FY 2022-23	Future \$\$	Total
Total							

Section 5 **Method(s) of Financing**

Funding Source(s)	FY 2018-19	FY 2019-20	FY 2020-21	FY 2021-22	FY 2022-23	Future \$\$	Total
Transfer From Water	3,143,000	0	0	0	0	0	3,143,000
Total	3,143,000	0	0	0	0	0	3,143,000

Section 6 **Section 7**

Maps / Charts / Tables / Pictures

Comments for Other Depts.

City of Concord, North Carolina

Fiscal Year 2018-19 through 2022-23 Capital Improvement Plan

Section 1	CIP Title	Pitts School Road 24" Water Line Extension				Budget Unit #	8700	
Budget Unit	Water Projects	Functional Area	Water			Priority Rank	4	
Total CIP Cost	Total Appropriations to date	Budget Year 1 FY2018-19	Unappropriated Subsequent Years				Total Requested Funds	Type of CIP
			Year 2 FY2019-20	Year 3 FY2020-21	Year 4 FY2021-22	Year 5 FY2022-23		<input checked="" type="checkbox"/> New <input type="checkbox"/> Replacement <input type="checkbox"/> Land/ROW Acq. Required <input type="checkbox"/> Expansion <input type="checkbox"/> Renovation
1,326,000	137,000	1,189,000	0	0	0	0	1,189,000	

Section 2 **Description**

Provide a new 24" water line along Pitts School Road from Belt Road to Weddington Road as part of a water system improvement.

History, Status, or Impact if Delayed

Justification or Link to City Goals

To further enhance system pressure and enable greater volumes of water to be distributed throughout our system more efficiently as outlined in the recently completed Water Master Plan project.

Section 3 **Capital Costs**

Activity	FY 2018-19	FY 2019-20	FY 2020-21	FY 2021-22	FY 2022-23	Future \$\$	Total
Construction	1,107,000	0	0	0	0	0	1,107,000
Design, ROW	82,000	0	0	0	0	0	82,000
Total Capital Cost	1,189,000	0	0	0	0	0	1,189,000

Section 4 **New or Additional Impact on Operating Budget**

Type of Expenditure	FY 2018-19	FY 2019-20	FY 2020-21	FY 2021-22	FY 2022-23	Future \$\$	Total
Total							

Section 5 **Method(s) of Financing**

Funding Source(s)	FY 2018-19	FY 2019-20	FY 2020-21	FY 2021-22	FY 2022-23	Future \$\$	Total
Transfer From Water	1,189,000	0	0	0	0	0	1,189,000
Total	1,189,000	0	0	0	0	0	1,189,000

Section 6 **Section 7**

Maps / Charts / Tables / Pictures

Comments for Other Depts.

City of Concord, North Carolina

Fiscal Year 2018-19 through 2022-23 Capital Improvement Plan

Section 1	CIP Title	NC Highway 49 30" Water Line Extension				Budget Unit #	8700		
Budget Unit	Water Projects	Functional Area	Water			Priority Rank	5		
Total CIP Cost	Total Appropriations to date	Budget Year 1 FY2018-19	Unappropriated Subsequent Years				Total Requested Funds	Type of CIP	
			Year 2 FY2019-20	Year 3 FY2020-21	Year 4 FY2021-22	Year 5 FY2022-23		<input checked="" type="checkbox"/> New	<input type="checkbox"/> Expansion
			<input type="checkbox"/> Replacement	<input type="checkbox"/> Renovation					
			<input type="checkbox"/> Land/ROW Acq. Required						
6,032,000	753,000	5,279,000	0	0	0	0	5,279,000		

Section 2 **Description**

Provide a new 30" water line along NC Highway 49 from Erickson Court to West of Atando Road as part of a water system improvement.

History, Status, or Impact if Delayed

Justification or Link to City Goals

To further enhance system pressure and enable greater volumes of water to be distributed throughout our system more efficiently as outlined in the recently completed Water Master Plan project.

Section 3 **Capital Costs**

Activity	FY 2018-19	FY 2019-20	FY 2020-21	FY 2021-22	FY 2022-23	Future \$\$	Total
Design, ROW, & Construction	5,279,000	0	0	0	0	0	5,279,000
Total Capital Cost	5,279,000	0	0	0	0	0	5,279,000

Section 4 **New or Additional Impact on Operating Budget**

Type of Expenditure	FY 2018-19	FY 2019-20	FY 2020-21	FY 2021-22	FY 2022-23	Future \$\$	Total
Total							

Section 5 **Method(s) of Financing**

Funding Source(s)	FY 2018-19	FY 2019-20	FY 2020-21	FY 2021-22	FY 2022-23	Future \$\$	Total
Development Fees	4,000,000	0	0	0	0	0	4,000,000
Transfer From Water	1,279,000	0	0	0	0	0	1,279,000
Total	5,279,000	0	0	0	0	0	5,279,000

Section 6 **Section 7**

Maps / Charts / Tables / Pictures

Comments for Other Depts.

City of Concord, North Carolina

Fiscal Year 2018-19 through 2022-23 Capital Improvement Plan

Section 1	CIP Title	Corban Avenue Pump Station Rehabilitation				Budget Unit #	8700		
Budget Unit	Water Projects	Functional Area	Water			Priority Rank	6		
Total CIP Cost	Total Appropriations to date	Budget Year 1 FY2018-19	Unappropriated Subsequent Years				Total Requested Funds	Type of CIP	
			Year 2 FY2019-20	Year 3 FY2020-21	Year 4 FY2021-22	Year 5 FY2022-23		<input type="checkbox"/> New <input checked="" type="checkbox"/> Replacement <input type="checkbox"/> Land/ROW Acq. Required	<input type="checkbox"/> Expansion <input type="checkbox"/> Renovation
270,000	137,000	133,000	0	0	0	0	133,000		

Section 2 Description

This project is to design new water pumps and replace the existing water pumps with these new ones within the Corban Avenue Pump Station facility.

History, Status, or Impact if Delayed

Justification or Link to City Goals

The need for these proposed water pumps was outlined in the recently completed Water Master Plan project, and will be required for the newly established 890 MSL pressure zone in this area.

Section 3 Capital Costs

Activity	FY 2018-19	FY 2019-20	FY 2020-21	FY 2021-22	FY 2022-23	Future \$\$	Total
Design & Construction	133,000	0	0	0	0	0	133,000
Total Capital Cost	133,000	0	0	0	0	0	133,000

Section 4 New or Additional Impact on Operating Budget

Type of Expenditure	FY 2018-19	FY 2019-20	FY 2020-21	FY 2021-22	FY 2022-23	Future \$\$	Total
Total							

Section 5 Method(s) of Financing

Funding Source(s)	FY 2018-19	FY 2019-20	FY 2020-21	FY 2021-22	FY 2022-23	Future \$\$	Total
Transfer From Water	133,000	0	0	0	0	0	133,000
Total	133,000	0	0	0	0	0	133,000

Section 6 Maps / Charts / Tables / Pictures **Section 7** Comments for Other Depts.

City of Concord, North Carolina

Fiscal Year 2018-19 through 2022-23 Capital Improvement Plan

Section 1	CIP Title	Hillgrove WTP Emergency Generator Replacement				Budget Unit #	8700		
Budget Unit	Water Projects	Functional Area	Water			Priority Rank	7		
Total CIP Cost	Total Appropriations to date	Budget Year 1 FY2018-19	Unappropriated Subsequent Years				Total Requested Funds	Type of CIP	
			Year 2 FY2019-20	Year 3 FY2020-21	Year 4 FY2021-22	Year 5 FY2022-23		<input type="checkbox"/> New <input checked="" type="checkbox"/> Replacement <input type="checkbox"/> Land/ROW Acq. Required	<input type="checkbox"/> Expansion <input type="checkbox"/> Renovation
600,000	0	600,000	0	0	0	0	600,000		

Section 2 Description

This project will replace the current emergency generator at the Hillgrove WTP.

History, Status, or Impact if Delayed

Justification or Link to City Goals

The current generator frequently fails to operate when power outages occur. In addition, the generator is beyond its useful lifespan and parts are difficult to find when repairs are required. Repair costs are excessive and reliability is no longer there.

Section 3 Capital Costs

Activity	FY 2018-19	FY 2019-20	FY 2020-21	FY 2021-22	FY 2022-23	Future \$\$	Total
Design & Construction	600,000	0	0	0	0	0	600,000
Total Capital Cost	600,000	0	0	0	0	0	600,000

Section 4 New or Additional Impact on Operating Budget

Type of Expenditure	FY 2018-19	FY 2019-20	FY 2020-21	FY 2021-22	FY 2022-23	Future \$\$	Total
Total							

Section 5 Method(s) of Financing

Funding Source(s)	FY 2018-19	FY 2019-20	FY 2020-21	FY 2021-22	FY 2022-23	Future \$\$	Total
Transfer From Water	600,000	0	0	0	0	0	600,000
Total	600,000	0	0	0	0	0	600,000

Section 6 Maps / Charts / Tables / Pictures **Section 7** Comments for Other Depts.

City of Concord, North Carolina

Fiscal Year 2018-19 through 2022-23 Capital Improvement Plan

Section 1	CIP Title	Roberta Road 8" Water Line Replacement				Budget Unit #	8700		
Budget Unit	Water Projects	Functional Area	Water			Priority Rank	8		
Total CIP Cost	Total Appropriations to date	Budget Year 1 FY2018-19	Unappropriated Subsequent Years				Total Requested Funds	Type of CIP	
			Year 2 FY2019-20	Year 3 FY2020-21	Year 4 FY2021-22	Year 5 FY2022-23		<input type="checkbox"/> New <input checked="" type="checkbox"/> Replacement <input type="checkbox"/> Land/ROW Acq. Required	<input type="checkbox"/> Expansion <input type="checkbox"/> Renovation
760,000	0	35,000	725,000	0	0	0	760,000		

Section 2 **Description**

Provide a new 8" water line along Roberta Road from Blackwelder Road to Pitts School Road as part of a water system improvement.

History, Status, or Impact if Delayed

Justification or Link to City Goals

This proposed 8" water line will replace an existing 8" water line that is currently located within the NCDOT right-of-way along the same route, and that historically has leaked and/or broken in recent years causing damage to the roadway pavement.

Section 3 **Capital Costs**

Activity	FY 2018-19	FY 2019-20	FY 2020-21	FY 2021-22	FY 2022-23	Future \$\$	Total
Construction	0	725,000	0	0	0	0	725,000
R/W Acquisition	35,000	0	0	0	0	0	35,000
Total Capital Cost	35,000	725,000	0	0	0	0	760,000

Section 4 **New or Additional Impact on Operating Budget**

Type of Expenditure	FY 2018-19	FY 2019-20	FY 2020-21	FY 2021-22	FY 2022-23	Future \$\$	Total
Total							

Section 5 **Method(s) of Financing**

Funding Source(s)	FY 2018-19	FY 2019-20	FY 2020-21	FY 2021-22	FY 2022-23	Future \$\$	Total
Transfer From Water	35,000	725,000	0	0	0	0	760,000
Total	35,000	725,000	0	0	0	0	760,000

Section 6 **Section 7**

Maps / Charts / Tables / Pictures

Comments for Other Depts.

City of Concord, North Carolina

Fiscal Year 2018-19 through 2022-23 Capital Improvement Plan

Section 1	CIP Title	TRS for Midland Tank and Mt. Pleasant Tank				Budget Unit #	8700	
Budget Unit	Water Projects	Functional Area	Water			Priority Rank	9	
Total CIP Cost	Total Appropriations to date	Budget Year 1 FY2018-19	Unappropriated Subsequent Years				Total Requested Funds	Type of CIP
			Year 2 FY2019-20	Year 3 FY2020-21	Year 4 FY2021-22	Year 5 FY2022-23		<input type="checkbox"/> New <input type="checkbox"/> Replacement <input type="checkbox"/> Land/ROW Acq. Required <input checked="" type="checkbox"/> Expansion <input checked="" type="checkbox"/> Renovation
200,000	0	100,000	100,000	0	0	0	200,000	

Section 2 Description

This project includes a Trihalomethane (THM) Reduction System (TRS) which is a spray system designed to reduce the amount of THMs in the finished water.

History, Status, or Impact if Delayed

Justification or Link to City Goals

The TRS is used to reduce the amount of disinfection by-products in the distribution system to assist the City of Concord with meeting EPA regulations.

Section 3 Capital Costs

Activity	FY 2018-19	FY 2019-20	FY 2020-21	FY 2021-22	FY 2022-23	Future \$\$	Total
Design & Construction	100,000	100,000	0	0	0	0	200,000
Total Capital Cost	100,000	100,000	0	0	0	0	200,000

Section 4 New or Additional Impact on Operating Budget

Type of Expenditure	FY 2018-19	FY 2019-20	FY 2020-21	FY 2021-22	FY 2022-23	Future \$\$	Total
Total							

Section 5 Method(s) of Financing

Funding Source(s)	FY 2018-19	FY 2019-20	FY 2020-21	FY 2021-22	FY 2022-23	Future \$\$	Total
Transfer From Water	100,000	100,000	0	0	0	0	200,000
Total	100,000	100,000	0	0	0	0	200,000

Section 6 Maps / Charts / Tables / Pictures **Section 7** Comments for Other Depts.

City of Concord, North Carolina

Fiscal Year 2018-19 through 2022-23 Capital Improvement Plan

Section 1	CIP Title	Coddle Creek WTP Switchgear Replacement				Budget Unit #	8700		
Budget Unit	Water Projects	Functional Area	Water			Priority Rank	10		
Total CIP Cost	Total Appropriations to date	Budget Year 1 FY2018-19	Unappropriated Subsequent Years				Total Requested Funds	Type of CIP	
			Year 2 FY2019-20	Year 3 FY2020-21	Year 4 FY2021-22	Year 5 FY2022-23		<input type="checkbox"/> New	<input type="checkbox"/> Expansion
			<input type="checkbox"/> Replacement	<input type="checkbox"/> Renovation					
			<input type="checkbox"/> Land/ROW Acq. Required						
1,485,000	0	0	1,485,000	0	0	0	1,485,000		

Section 2 Description

This project is to replace the current switchgear at Coddle Creek WTP with reliable current technology.

History, Status, or Impact if Delayed

Justification or Link to City Goals

The existing switchgear is out of date and without reliable current technology.

Section 3 Capital Costs

Activity	FY 2018-19	FY 2019-20	FY 2020-21	FY 2021-22	FY 2022-23	Future \$\$	Total
Preliminary Design/Plans/Construction	0	1,485,000	0	0	0	0	1,485,000
Total Capital Cost	0	1,485,000	0	0	0	0	1,485,000

Section 4 New or Additional Impact on Operating Budget

Type of Expenditure	FY 2018-19	FY 2019-20	FY 2020-21	FY 2021-22	FY 2022-23	Future \$\$	Total
---------------------	------------	------------	------------	------------	------------	-------------	-------

Total

Section 5 Method(s) of Financing

Funding Source(s)	FY 2018-19	FY 2019-20	FY 2020-21	FY 2021-22	FY 2022-23	Future \$\$	Total
Transfer From Water	0	1,485,000	0	0	0	0	1,485,000
Total	0	1,485,000	0	0	0	0	1,485,000

Section 6 Maps / Charts / Tables / Pictures **Section 7** Comments for Other Depts.

City of Concord, North Carolina

Fiscal Year 2018-19 through 2022-23 Capital Improvement Plan

Section 1	CIP Title	Hillgrove WTP Settling Basin Improvements				Budget Unit #	8700		
Budget Unit	Water Projects	Functional Area	Water			Priority Rank	11		
Total CIP Cost	Total Appropriations to date	Budget Year 1 FY2018-19	Unappropriated Subsequent Years				Total Requested Funds	Type of CIP	
			Year 2 FY2019-20	Year 3 FY2020-21	Year 4 FY2021-22	Year 5 FY2022-23		<input type="checkbox"/> New	<input type="checkbox"/> Expansion
							<input type="checkbox"/> Replacement	<input checked="" type="checkbox"/> Renovation	
							<input type="checkbox"/> Land/ROW Acq. Required		
2,600,000	0	0	300,000	2,300,000	0	0	2,600,000		

Section 2 Description

This project is to replace failing tube settlers at Hillgrove WTP.

History, Status, or Impact if Delayed

Without replacement, regulatory compliance and water quality will be negatively impacted.

Justification or Link to City Goals

This project will replace current failing tube settlers at Hillgrove WTP with plate settlers. The current tubes are at the end of their life expectancy and are falling apart during normal operations.

Section 3 Capital Costs

Activity	FY 2018-19	FY 2019-20	FY 2020-21	FY 2021-22	FY 2022-23	Future \$\$	Total
Construction - Building/Utility	0	0	2,300,000	0	0	0	2,300,000
Preliminary Design/Plans	0	300,000	0	0	0	0	300,000
Total Capital Cost	0	300,000	2,300,000	0	0	0	2,600,000

Section 4 New or Additional Impact on Operating Budget

Type of Expenditure	FY 2018-19	FY 2019-20	FY 2020-21	FY 2021-22	FY 2022-23	Future \$\$	Total
Total							

Section 5 Method(s) of Financing

Funding Source(s)	FY 2018-19	FY 2019-20	FY 2020-21	FY 2021-22	FY 2022-23	Future \$\$	Total
Transfer From Water	0	300,000	2,300,000	0	0	0	2,600,000
Total	0	300,000	2,300,000	0	0	0	2,600,000

Section 6 Maps / Charts / Tables / Pictures **Section 7** Comments for Other Depts.

City of Concord, North Carolina

Fiscal Year 2018-19 through 2022-23 Capital Improvement Plan

Section 1	CIP Title	Resurface Clearwell #2 at Hillgrove WTP				Budget Unit #	8700	
Budget Unit	Water Projects	Functional Area	Water			Priority Rank	12	
Total CIP Cost	Total Appropriations to date	Budget Year 1 FY2018-19	Unappropriated Subsequent Years				Total Requested Funds	Type of CIP
			Year 2 FY2019-20	Year 3 FY2020-21	Year 4 FY2021-22	Year 5 FY2022-23		<input type="checkbox"/> New <input type="checkbox"/> Replacement <input type="checkbox"/> Land/ROW Acq. Required <input checked="" type="checkbox"/> Expansion <input type="checkbox"/> Renovation
130,000	0	0	130,000	0	0	0	130,000	

Section 2 Description

Resurface the north clearwell at Hillgrove WTP.

History, Status, or Impact if Delayed

Justification or Link to City Goals

The north clearwell at Hillgrove WTP is showing signs of spalling which will continue to worsen. It will need to be resurfaced to restore it and provide for long term service.

Section 3 Capital Costs

Activity	FY 2018-19	FY 2019-20	FY 2020-21	FY 2021-22	FY 2022-23	Future \$\$	Total
Clear/Grade/Site Prep	0	130,000	0	0	0	0	130,000
Total Capital Cost	0	130,000	0	0	0	0	130,000

Section 4 New or Additional Impact on Operating Budget

Type of Expenditure	FY 2018-19	FY 2019-20	FY 2020-21	FY 2021-22	FY 2022-23	Future \$\$	Total
Total							

Section 5 Method(s) of Financing

Funding Source(s)	FY 2018-19	FY 2019-20	FY 2020-21	FY 2021-22	FY 2022-23	Future \$\$	Total
Transfer From Water	0	130,000	0	0	0	0	130,000
Total	0	130,000	0	0	0	0	130,000

Section 6 Maps / Charts / Tables / Pictures **Section 7** Comments for Other Depts.

City of Concord, North Carolina

Fiscal Year 2018-19 through 2022-23 Capital Improvement Plan

Section 1	CIP Title	Virginia Street 6" Water Line Replacement				Budget Unit #	8700		
Budget Unit	Water Projects	Functional Area	Water			Priority Rank	13		
Total CIP Cost	Total Appropriations to date	Budget Year 1 FY2018-19	Unappropriated Subsequent Years				Total Requested Funds	Type of CIP	
			Year 2 FY2019-20	Year 3 FY2020-21	Year 4 FY2021-22	Year 5 FY2022-23		<input checked="" type="checkbox"/> New <input checked="" type="checkbox"/> Replacement <input type="checkbox"/> Land/ROW Acq. Required	<input type="checkbox"/> Expansion <input type="checkbox"/> Renovation
532,000	0	0	532,000	0	0	0	532,000		

Section 2 **Description**

This project includes the replacement of approximately 2,200 linear feet of the existing 6" water line along Virginia Street from Corban Avenue to Hillcrest Avenue.

History, Status, or Impact if Delayed

Justification or Link to City Goals

This replacement project is necessary due to the existing 6" water line being old and made of cast iron material (note: subject to corrosion), and that future roadway improvements will be made along Virginia Street in this same area.

Section 3	Capital Costs						
Activity	FY 2018-19	FY 2019-20	FY 2020-21	FY 2021-22	FY 2022-23	Future \$\$	Total
Construction	0	532,000	0	0	0	0	532,000
Total Capital Cost	0	532,000	0	0	0	0	532,000

Section 4	New or Additional Impact on Operating Budget						
Type of Expenditure	FY 2018-19	FY 2019-20	FY 2020-21	FY 2021-22	FY 2022-23	Future \$\$	Total
Total							

Section 5	Method(s) of Financing						
Funding Source(s)	FY 2018-19	FY 2019-20	FY 2020-21	FY 2021-22	FY 2022-23	Future \$\$	Total
Transfer From Water	0	532,000	0	0	0	0	532,000
Total	0	532,000	0	0	0	0	532,000

Section 6	Maps / Charts / Tables / Pictures	Section 7	Comments for Other Depts.
------------------	-----------------------------------	------------------	---------------------------

City of Concord, North Carolina

Fiscal Year 2018-19 through 2022-23 Capital Improvement Plan

Section 1	CIP Title	Hillgrove WTP Bulk Storage Fluoride Tank				Budget Unit #	8700	
Budget Unit	Water Projects	Functional Area	Water			Priority Rank	14	
Total CIP Cost	Total Appropriations to date	Budget Year 1 FY2018-19	Unappropriated Subsequent Years				Total Requested Funds	Type of CIP
			Year 2 FY2019-20	Year 3 FY2020-21	Year 4 FY2021-22	Year 5 FY2022-23		<input checked="" type="checkbox"/> New <input type="checkbox"/> Replacement <input type="checkbox"/> Land/ROW Acq. Required <input type="checkbox"/> Expansion <input type="checkbox"/> Renovation
250,000	0	0	250,000	0	0	0	250,000	

Section 2 Description

This project will put a large tank suitable for holding additional fluoride more safely than the current situation and will allow the purchase of fluoride in bulk at a lower price.

History, Status, or Impact if Delayed

Justification or Link to City Goals

Bulk fluoride is safer to store than many 55 gallon drums. Bulk fluoride is also less expensive than purchasing it in smaller amounts. This particular issue at the Hillgrove WTP is consistently noted during safety and plant inspections and it has been recommended by both City safety staff and NCDENR personnel that we put in a bulk storage tank for fluoride.

Section 3 Capital Costs

Activity	FY 2018-19	FY 2019-20	FY 2020-21	FY 2021-22	FY 2022-23	Future \$\$	Total
Design & Construction	0	250,000	0	0	0	0	250,000
Total Capital Cost	0	250,000	0	0	0	0	250,000

Section 4 New or Additional Impact on Operating Budget

Type of Expenditure	FY 2018-19	FY 2019-20	FY 2020-21	FY 2021-22	FY 2022-23	Future \$\$	Total
---------------------	------------	------------	------------	------------	------------	-------------	-------

Total

Section 5 Method(s) of Financing

Funding Source(s)	FY 2018-19	FY 2019-20	FY 2020-21	FY 2021-22	FY 2022-23	Future \$\$	Total
Transfer From Water	0	250,000	0	0	0	0	250,000
Total	0	250,000	0	0	0	0	250,000

Section 6 Maps / Charts / Tables / Pictures **Section 7** Comments for Other Depts.

City of Concord, North Carolina

Fiscal Year 2018-19 through 2022-23 Capital Improvement Plan

Section 1	CIP Title	Hillgrove WTP Filter to Waste Valve Rehab/Replacement				Budget Unit #	8700		
Budget Unit	Water Projects	Functional Area	Water			Priority Rank	15		
Total CIP Cost	Total Appropriations to date	Budget Year 1 FY2018-19	Unappropriated Subsequent Years				Total Requested Funds	Type of CIP	
			Year 2 FY2019-20	Year 3 FY2020-21	Year 4 FY2021-22	Year 5 FY2022-23		<input checked="" type="checkbox"/> New <input checked="" type="checkbox"/> Replacement <input type="checkbox"/> Land/ROW Acq. Required	<input type="checkbox"/> Expansion <input type="checkbox"/> Renovation
250,000	0	0	250,000	0	0	0	250,000		

Section 2 **Description**

This project will replace or rehabilitate the valves that lead from the filters to the waste system to be discarded.

History, Status, or Impact if Delayed

Justification or Link to City Goals

These particular valves are original to the plant (circa 1946) and are rusting in various places, including the nuts and valve discs. In addition, the valves leak and are unreliable now as they have exhausted their useful life.

Section 3 **Capital Costs**

Activity	FY 2018-19	FY 2019-20	FY 2020-21	FY 2021-22	FY 2022-23	Future \$\$	Total
Design & Construction	0	250,000	0	0	0	0	250,000
Total Capital Cost	0	250,000	0	0	0	0	250,000

Section 4 **New or Additional Impact on Operating Budget**

Type of Expenditure	FY 2018-19	FY 2019-20	FY 2020-21	FY 2021-22	FY 2022-23	Future \$\$	Total
Total							

Section 5 **Method(s) of Financing**

Funding Source(s)	FY 2018-19	FY 2019-20	FY 2020-21	FY 2021-22	FY 2022-23	Future \$\$	Total
Transfer From Water	0	250,000	0	0	0	0	250,000
Total	0	250,000	0	0	0	0	250,000

Section 6 **Section 7**

Maps / Charts / Tables / Pictures

Comments for Other Depts.

City of Concord, North Carolina

Fiscal Year 2018-19 through 2022-23 Capital Improvement Plan

Section 1	CIP Title	NC Highway 73 24" Water Line (Kannapolis Parkway to Trinity Church Road)				Budget Unit #	8700	
Budget Unit	Water Projects	Functional Area	Water			Priority Rank	16	
Total CIP Cost	Total Appropriations to date	Budget Year 1 FY2018-19	Unappropriated Subsequent Years				Total Requested Funds	Type of CIP
			Year 2 FY2019-20	Year 3 FY2020-21	Year 4 FY2021-22	Year 5 FY2022-23		<input type="checkbox"/> New <input type="checkbox"/> Replacement <input type="checkbox"/> Land/ROW Acq. Required <input checked="" type="checkbox"/> Expansion <input checked="" type="checkbox"/> Renovation
1,304,000	0	0	196,000	1,108,000	0	0	1,304,000	

Section 2 Description

This project requires approximately 6,225 ft of 24" water line between Kannapolis Parkway and Trinity Church Road on NC Highway 73.

History, Status, or Impact if Delayed

Justification or Link to City Goals

To provide more efficient service to the Industrial Drive area by increasing volume and reliability.

Section 3 Capital Costs

Activity	FY 2018-19	FY 2019-20	FY 2020-21	FY 2021-22	FY 2022-23	Future \$\$	Total
Construction	0	0	1,108,000	0	0	0	1,108,000
Engineering/Arch Serv	0	196,000	0	0	0	0	196,000
Total Capital Cost	0	196,000	1,108,000	0	0	0	1,304,000

Section 4 New or Additional Impact on Operating Budget

Type of Expenditure	FY 2018-19	FY 2019-20	FY 2020-21	FY 2021-22	FY 2022-23	Future \$\$	Total
Total							

Section 5 Method(s) of Financing

Funding Source(s)	FY 2018-19	FY 2019-20	FY 2020-21	FY 2021-22	FY 2022-23	Future \$\$	Total
Transfer From Water	0	196,000	1,108,000	0	0	0	1,304,000
Total	0	196,000	1,108,000	0	0	0	1,304,000

Section 6 Maps / Charts / Tables / Pictures **Section 7** Comments for Other Depts.

City of Concord, North Carolina

Fiscal Year 2018-19 through 2022-23 Capital Improvement Plan

Section 1	CIP Title	NC Highway 49 24" Water Line Extension				Budget Unit #	8700	
Budget Unit	Water Projects	Functional Area	Water			Priority Rank	17	
Total CIP Cost	Total Appropriations to date	Budget Year 1 FY2018-19	Unappropriated Subsequent Years				Total Requested Funds	Type of CIP
			Year 2 FY2019-20	Year 3 FY2020-21	Year 4 FY2021-22	Year 5 FY2022-23		<input checked="" type="checkbox"/> New <input type="checkbox"/> Replacement <input type="checkbox"/> Land/ROW Acq. Required <input type="checkbox"/> Expansion <input type="checkbox"/> Renovation
5,989,000	0	0	749,000	5,240,000	0	0	5,989,000	

Section 2 Description

Provide a new 24" water line along NC Highway 49 from Stough Road to General Services Drive as part of a water system improvement.

History, Status, or Impact if Delayed

Justification or Link to City Goals

To further enhance system pressure and enable greater volumes of water to be distributed throughout our system more efficiently as outlined in the recently completed Water Master Plan project.

Section 3 Capital Costs

Activity	FY 2018-19	FY 2019-20	FY 2020-21	FY 2021-22	FY 2022-23	Future \$\$	Total
Construction	0	0	5,240,000	0	0	0	5,240,000
Design & R/W Acquisition	0	749,000	0	0	0	0	749,000
Total Capital Cost	0	749,000	5,240,000	0	0	0	5,989,000

Section 4 New or Additional Impact on Operating Budget

Type of Expenditure	FY 2018-19	FY 2019-20	FY 2020-21	FY 2021-22	FY 2022-23	Future \$\$	Total
Total							

Section 5 Method(s) of Financing

Funding Source(s)	FY 2018-19	FY 2019-20	FY 2020-21	FY 2021-22	FY 2022-23	Future \$\$	Total
Transfer From Water	0	749,000	5,240,000	0	0	0	5,989,000
Total	0	749,000	5,240,000	0	0	0	5,989,000

Section 6 Maps / Charts / Tables / Pictures **Section 7** Comments for Other Depts.

City of Concord, North Carolina

Fiscal Year 2018-19 through 2022-23 Capital Improvement Plan

Section 1	CIP Title	General Services Drive 12" Parallel Water Line					Budget Unit #	8700
Budget Unit	Water Projects	Functional Area				Water	Priority Rank	18
Total CIP Cost	Total Appropriations to date	Budget Year 1 FY2018-19	Unappropriated Subsequent Years				Total Requested Funds	Type of CIP
			Year 2 FY2019-20	Year 3 FY2020-21	Year 4 FY2021-22	Year 5 FY2022-23		<input checked="" type="checkbox"/> New <input type="checkbox"/> Replacement <input type="checkbox"/> Land/ROW Acq. Required <input type="checkbox"/> Expansion <input type="checkbox"/> Renovation
250,000	0	0	0	32,000	218,000	0	250,000	

Section 2 Description

Provide a new parallel 12" water line along General Services Drive from NC Highway 49 towards the City's Alfred Brown Center Complex as part of a water system improvement.

History, Status, or Impact if Delayed

Justification or Link to City Goals

To further enhance system pressure and enable greater volumes of water to be distributed throughout our system more efficiently as outlined in the recently completed Water Master Plan project.

Section 3	Capital Costs						
Activity	FY 2018-19	FY 2019-20	FY 2020-21	FY 2021-22	FY 2022-23	Future \$\$	Total
Construction	0	0	0	218,000	0	0	218,000
Design & R/W Acquisition	0	0	32,000	0	0	0	32,000
Total Capital Cost	0	0	32,000	218,000	0	0	250,000

Section 4	New or Additional Impact on Operating Budget						
Type of Expenditure	FY 2018-19	FY 2019-20	FY 2020-21	FY 2021-22	FY 2022-23	Future \$\$	Total
Total							

Section 5	Method(s) of Financing						
Funding Source(s)	FY 2018-19	FY 2019-20	FY 2020-21	FY 2021-22	FY 2022-23	Future \$\$	Total
Transfer From Water	0	0	32,000	218,000	0	0	250,000
Total	0	0	32,000	218,000	0	0	250,000

Section 6	Maps / Charts / Tables / Pictures	Section 7	Comments for Other Depts.
------------------	-----------------------------------	------------------	---------------------------

City of Concord, North Carolina

Fiscal Year 2018-19 through 2022-23 Capital Improvement Plan

Section 1	CIP Title	Zion Church Road 12" Parallel Water Line					Budget Unit #	8700
Budget Unit	Water Projects	Functional Area	Water				Priority Rank	19
Total CIP Cost	Total Appropriations to date	Budget Year 1 FY2018-19	Unappropriated Subsequent Years				Total Requested Funds	Type of CIP
			Year 2 FY2019-20	Year 3 FY2020-21	Year 4 FY2021-22	Year 5 FY2022-23		<input checked="" type="checkbox"/> New <input type="checkbox"/> Replacement <input type="checkbox"/> Land/ROW Acq. Required <input type="checkbox"/> Expansion <input type="checkbox"/> Renovation
296,000	0	0	0	37,000	259,000	0	296,000	

Section 2 Description

Provide a new parallel 12" water line along Zion Church Road from NC Highway 49 to Southern Chase Court as part of a water system improvement.

History, Status, or Impact if Delayed

Justification or Link to City Goals

To further enhance system pressure and enable greater volumes of water to be distributed throughout our system more efficiently as outlined in the recently completed Water Master Plan project.

Section 3 Capital Costs

Activity	FY 2018-19	FY 2019-20	FY 2020-21	FY 2021-22	FY 2022-23	Future \$\$	Total
Construction	0	0	0	259,000	0	0	259,000
Design & R/W Acquisition	0	0	37,000	0	0	0	37,000
Total Capital Cost	0	0	37,000	259,000	0	0	296,000

Section 4 New or Additional Impact on Operating Budget

Type of Expenditure	FY 2018-19	FY 2019-20	FY 2020-21	FY 2021-22	FY 2022-23	Future \$\$	Total
Total							

Section 5 Method(s) of Financing

Funding Source(s)	FY 2018-19	FY 2019-20	FY 2020-21	FY 2021-22	FY 2022-23	Future \$\$	Total
Transfer From Water	0	0	37,000	259,000	0	0	296,000
Total	0	0	37,000	259,000	0	0	296,000

Section 6 Maps / Charts / Tables / Pictures **Section 7** Comments for Other Depts.

City of Concord, North Carolina

Fiscal Year 2018-19 through 2022-23 Capital Improvement Plan

Section 1	CIP Title	Coddle Creek WTP Dewatering Process Improvements				Budget Unit #	8700		
Budget Unit	Water Projects	Functional Area	Water			Priority Rank	20		
Total CIP Cost	Total Appropriations to date	Budget Year 1 FY2018-19	Unappropriated Subsequent Years				Total Requested Funds	Type of CIP	
			Year 2 FY2019-20	Year 3 FY2020-21	Year 4 FY2021-22	Year 5 FY2022-23		<input type="checkbox"/> New	<input type="checkbox"/> Expansion
							<input type="checkbox"/> Replacement	<input checked="" type="checkbox"/> Renovation	
							<input type="checkbox"/> Land/ROW Acq. Required		
4,800,000	0	0	0	0	4,800,000	0	4,800,000		

Section 2 Description

This project is to evaluate, design, and install the best option for the dewatering and solids handling process at the Coddle Creek WTP.

History, Status, or Impact if Delayed

Justification or Link to City Goals

As per the NPDES permit, the Coddle Creek WTP is required to properly dewater and dispose of sludge produced at the water treatment facility. Currently, the City spends nearly \$500,000 annually to meet these requirements. The goal of this project is to reduce the cost of the process and allow for a positive payback period while meeting/exceeding the NPDES requirements and sludge disposal.

Section 3 Capital Costs

Activity	FY 2018-19	FY 2019-20	FY 2020-21	FY 2021-22	FY 2022-23	Future \$\$	Total
Design & Construction	0	0	0	4,800,000	0	0	4,800,000
Total Capital Cost	0	0	0	4,800,000	0	0	4,800,000

Section 4 New or Additional Impact on Operating Budget

Type of Expenditure	FY 2018-19	FY 2019-20	FY 2020-21	FY 2021-22	FY 2022-23	Future \$\$	Total
Total							

Section 5 Method(s) of Financing

Funding Source(s)	FY 2018-19	FY 2019-20	FY 2020-21	FY 2021-22	FY 2022-23	Future \$\$	Total
Transfer From Water	0	0	0	4,800,000	0	0	4,800,000
Total	0	0	0	4,800,000	0	0	4,800,000

Section 6 Maps / Charts / Tables / Pictures **Section 7** Comments for Other Depts.

City of Concord, North Carolina

Fiscal Year 2018-19 through 2022-23 Capital Improvement Plan

Section 1	CIP Title	George Liles Boulevard 24" Water Line Phase 4				Budget Unit #	8700	
Budget Unit	Water Projects	Functional Area	Water			Priority Rank	21	
Total CIP Cost	Total Appropriations to date	Budget Year 1 FY2018-19	Unappropriated Subsequent Years				Total Requested Funds	Type of CIP
			Year 2 FY2019-20	Year 3 FY2020-21	Year 4 FY2021-22	Year 5 FY2022-23		<input checked="" type="checkbox"/> New <input type="checkbox"/> Replacement <input type="checkbox"/> Land/ROW Acq. Required <input type="checkbox"/> Expansion <input type="checkbox"/> Renovation
2,875,000	0	0	0	0	0	2,875,000	2,875,000	

Section 2 **Description**

Provide a new 24" water line from Roberta Road to NC Highway 49 as part of the NCDOT Westside Bypass Project.

History, Status, or Impact if Delayed

Justification or Link to City Goals

To further enhance system pressure and enable greater volumes of water to be distributed throughout our system more efficiently.

Section 3 **Capital Costs**

Activity	FY 2018-19	FY 2019-20	FY 2020-21	FY 2021-22	FY 2022-23	Future \$\$	Total
Construction	0	0	0	0	2,875,000	0	2,875,000
Total Capital Cost	0	0	0	0	2,875,000	0	2,875,000

Section 4 **New or Additional Impact on Operating Budget**

Type of Expenditure	FY 2018-19	FY 2019-20	FY 2020-21	FY 2021-22	FY 2022-23	Future \$\$	Total
Total							

Section 5 **Method(s) of Financing**

Funding Source(s)	FY 2018-19	FY 2019-20	FY 2020-21	FY 2021-22	FY 2022-23	Future \$\$	Total
Transfer From Water	0	0	0	0	2,875,000	0	2,875,000
Total	0	0	0	0	2,875,000	0	2,875,000

Section 6 **Section 7**

Maps / Charts / Tables / Pictures

Comments for Other Depts.

City of Concord, North Carolina

Fiscal Year 2018-19 through 2022-23 Capital Improvement Plan

Section 1	CIP Title	4 MGD Water Booster Pump Station					Budget Unit #	8700
Budget Unit	Water Projects	Functional Area	Water				Priority Rank	22
Total CIP Cost	Total Appropriations to date	Budget Year 1 FY2018-19	Unappropriated Subsequent Years				Total Requested Funds	Type of CIP
			Year 2 FY2019-20	Year 3 FY2020-21	Year 4 FY2021-22	Year 5 FY2022-23		<input checked="" type="checkbox"/> New <input type="checkbox"/> Replacement <input type="checkbox"/> Land/ROW Acq. Required <input type="checkbox"/> Expansion <input type="checkbox"/> Renovation
1,150,000	0	0	0	0	0	1,150,000	1,150,000	

Section 2 Description

This project includes the installation of a 4 MGD booster pump station that will be located at the George Liles Parkway/NC Highway 49 intersection between the existing 850 MSL and 890 MSL Pressure Zones.

History, Status, or Impact if Delayed

Justification or Link to City Goals

This particular project is necessary due to the new booster pump station being able to provide emergency water capacity to both the existing 850 MSL and 890 MSL Pressure Zones; thus, it will provide water capacity flow in both directions to the referenced pressure zones. Once this booster pump station is in operation, the existing Rocky River Pump Station can be taken off-line.

Section 3 Capital Costs

Activity	FY 2018-19	FY 2019-20	FY 2020-21	FY 2021-22	FY 2022-23	Future \$\$	Total
Design & Construction	0	0	0	0	1,150,000	0	1,150,000
Total Capital Cost	0	0	0	0	1,150,000	0	1,150,000

Section 4 New or Additional Impact on Operating Budget

Type of Expenditure	FY 2018-19	FY 2019-20	FY 2020-21	FY 2021-22	FY 2022-23	Future \$\$	Total
---------------------	------------	------------	------------	------------	------------	-------------	-------

Total

Section 5 Method(s) of Financing

Funding Source(s)	FY 2018-19	FY 2019-20	FY 2020-21	FY 2021-22	FY 2022-23	Future \$\$	Total
Transfer From Water	0	0	0	0	1,150,000	0	1,150,000
Total	0	0	0	0	1,150,000	0	1,150,000

Section 6 Maps / Charts / Tables / Pictures **Section 7** Comments for Other Depts.

City of Concord, North Carolina

Fiscal Year 2018-19 through 2022-23 Capital Improvement Plan

Section 1	CIP Title	NC Highway 601 24" Water Line Extension					Budget Unit #	8700
Budget Unit	Water Projects	Functional Area	Water				Priority Rank	23
Total CIP Cost	Total Appropriations to date	Budget Year 1 FY2018-19	Unappropriated Subsequent Years				Total Requested Funds	Type of CIP
			Year 2 FY2019-20	Year 3 FY2020-21	Year 4 FY2021-22	Year 5 FY2022-23		<input checked="" type="checkbox"/> New <input type="checkbox"/> Replacement <input type="checkbox"/> Land/ROW Acq. Required <input type="checkbox"/> Expansion <input type="checkbox"/> Renovation
1,402,000	0	0	0	0	0	0	1,402,000	

Section 2 Description

Provide a new 24" water line along NC Highway 601 from Zion Church Road to Miami Church Road as part of a water system improvement.

History, Status, or Impact if Delayed

Justification or Link to City Goals

To further enhance system pressure and enable greater volumes of water to be distributed throughout our system more efficiently as outlined in the completed Water Master Plan project.

Section 3 Capital Costs

Activity	FY 2018-19	FY 2019-20	FY 2020-21	FY 2021-22	FY 2022-23	Future \$\$	Total
Design & Construction	0	0	0	0	1,402,000	0	1,402,000
Total Capital Cost	0	0	0	0	1,402,000	0	1,402,000

Section 4 New or Additional Impact on Operating Budget

Type of Expenditure	FY 2018-19	FY 2019-20	FY 2020-21	FY 2021-22	FY 2022-23	Future \$\$	Total
Total							

Section 5 Method(s) of Financing

Funding Source(s)	FY 2018-19	FY 2019-20	FY 2020-21	FY 2021-22	FY 2022-23	Future \$\$	Total
Transfer From Water	0	0	0	0	1,402,000	0	1,402,000
Total	0	0	0	0	1,402,000	0	1,402,000

Section 6 Maps / Charts / Tables / Pictures **Section 7** Comments for Other Depts.

City of Concord, North Carolina

Fiscal Year 2018-19 through 2022-23 Capital Improvement Plan

Section 1	CIP Title	NC Highway 601 Control Vault				Budget Unit #	8700	
Budget Unit	Water Projects	Functional Area	Water			Priority Rank	24	
Total CIP Cost	Total Appropriations to date	Budget Year 1 FY2018-19	Unappropriated Subsequent Years				Total Requested Funds	Type of CIP
			Year 2 FY2019-20	Year 3 FY2020-21	Year 4 FY2021-22	Year 5 FY2022-23		<input checked="" type="checkbox"/> New <input type="checkbox"/> Replacement <input type="checkbox"/> Land/ROW Acq. Required <input type="checkbox"/> Expansion <input type="checkbox"/> Renovation
156,000	0	0	0	0	0	156,000	156,000	

Section 2 Description

This project includes the installation of a water system control vault that will be located at the NC Highway 601/Flowes Store Road intersection within the existing 890 MSL Pressure Zone.

History, Status, or Impact if Delayed

Justification or Link to City Goals

This particular project is necessary due to the new control vault being able to control the filling operation of the existing Midland Elevated Water Tank. Once this water system control vault is in operation, the existing NC Highway 601 Pump Station can be taken off-line.

Section 3 Capital Costs

Activity	FY 2018-19	FY 2019-20	FY 2020-21	FY 2021-22	FY 2022-23	Future \$\$	Total
Design & Construction	0	0	0	0	156,000	0	156,000
Total Capital Cost	0	0	0	0	156,000	0	156,000

Section 4 New or Additional Impact on Operating Budget

Type of Expenditure	FY 2018-19	FY 2019-20	FY 2020-21	FY 2021-22	FY 2022-23	Future \$\$	Total
Total							

Section 5 Method(s) of Financing

Funding Source(s)	FY 2018-19	FY 2019-20	FY 2020-21	FY 2021-22	FY 2022-23	Future \$\$	Total
Transfer From Water	0	0	0	0	156,000	0	156,000
Total	0	0	0	0	156,000	0	156,000

Section 6 Maps / Charts / Tables / Pictures **Section 7** Comments for Other Depts.

City of Concord, North Carolina

Fiscal Year 2018-19 through 2022-23 Capital Improvement Plan

Section 1	CIP Title	NC Highway 601 16" Water Line Extension					Budget Unit #	8700
Budget Unit	Water Projects	Functional Area	Water				Priority Rank	25
Total CIP Cost	Total Appropriations to date	Budget Year 1 FY2018-19	Unappropriated Subsequent Years				Total Requested Funds	Type of CIP
			Year 2 FY2019-20	Year 3 FY2020-21	Year 4 FY2021-22	Year 5 FY2022-23		<input checked="" type="checkbox"/> New <input type="checkbox"/> Replacement <input type="checkbox"/> Land/ROW Acq. Required <input type="checkbox"/> Expansion <input type="checkbox"/> Renovation
4,414,000	0	0	0	0	0	4,414,000	4,414,000	

Section 2 Description

Provide a new 16" water line along NC Highway 601 from Flowes Store Road to Parks Lafferty Road as part of a water system improvement.

History, Status, or Impact if Delayed

Justification or Link to City Goals

To further enhance system pressure and enable greater volumes of water to be distributed throughout our system more efficiently as outlined in the completed Water Master Plan project.

Section 3 Capital Costs

Activity	FY 2018-19	FY 2019-20	FY 2020-21	FY 2021-22	FY 2022-23	Future \$\$	Total
Design & Construction	0	0	0	0	4,414,000	0	4,414,000
Total Capital Cost	0	0	0	0	4,414,000	0	4,414,000

Section 4 New or Additional Impact on Operating Budget

Type of Expenditure	FY 2018-19	FY 2019-20	FY 2020-21	FY 2021-22	FY 2022-23	Future \$\$	Total
Total							

Section 5 Method(s) of Financing

Funding Source(s)	FY 2018-19	FY 2019-20	FY 2020-21	FY 2021-22	FY 2022-23	Future \$\$	Total
Transfer From Water	0	0	0	0	4,414,000	0	4,414,000
Total	0	0	0	0	4,414,000	0	4,414,000

Section 6 Maps / Charts / Tables / Pictures **Section 7** Comments for Other Depts.

City of Concord, North Carolina

Fiscal Year 2018-19 through 2022-23 Capital Improvement Plan

Section 1	CIP Title	Poplar Tent Road 12" Water Line Extension at NC Highway 73				Budget Unit #	8700	
Budget Unit	Water Projects	Functional Area	Water			Priority Rank	26	
Total CIP Cost	Total Appropriations to date	Budget Year 1 FY2018-19	Unappropriated Subsequent Years				Total Requested Funds	Type of CIP
			Year 2 FY2019-20	Year 3 FY2020-21	Year 4 FY2021-22	Year 5 FY2022-23		<input type="checkbox"/> New <input type="checkbox"/> Replacement <input type="checkbox"/> Land/ROW Acq. Required
685,303	0	0	0	0	0	0	685,303	

Section 2 Description

This project will provide a new water main extension along Poplar Tent Road at NC Highway 73.

History, Status, or Impact if Delayed

Justification or Link to City Goals

This project will further enhance system pressure and enable greater volumes of water to be distributed through the existing water system.

Section 3 Capital Costs

Activity	FY 2018-19	FY 2019-20	FY 2020-21	FY 2021-22	FY 2022-23	Future \$\$	Total
Poplar Tent Road Water Main Extension	0	0	0	0	0	685,303	685,303
Total Capital Cost	0	0	0	0	0	685,303	685,303

Section 4 New or Additional Impact on Operating Budget

Type of Expenditure	FY 2018-19	FY 2019-20	FY 2020-21	FY 2021-22	FY 2022-23	Future \$\$	Total
---------------------	------------	------------	------------	------------	------------	-------------	-------

Total

Section 5 Method(s) of Financing

Funding Source(s)	FY 2018-19	FY 2019-20	FY 2020-21	FY 2021-22	FY 2022-23	Future \$\$	Total
Transfer from Water	0	0	0	0	0	685,303	685,303
Total	0	0	0	0	0	685,303	685,303

Section 6 Maps / Charts / Tables / Pictures **Section 7** Comments for Other Depts.

City of Concord, North Carolina

Fiscal Year 2018-19 through 2022-23 Capital Improvement Plan

Section 1	CIP Title	NC Highway 73 Water Main Connection to Charlotte Water				Budget Unit #	8700	
Budget Unit	Water Projects	Functional Area	Water			Priority Rank	27	
Total CIP Cost	Total Appropriations to date	Budget Year 1 FY2018-19	Unappropriated Subsequent Years				Total Requested Funds	Type of CIP
			Year 2 FY2019-20	Year 3 FY2020-21	Year 4 FY2021-22	Year 5 FY2022-23		<input checked="" type="checkbox"/> New <input type="checkbox"/> Replacement <input type="checkbox"/> Land/ROW Acq. Required <input type="checkbox"/> Expansion <input type="checkbox"/> Renovation
544,000	0	0	0	0	0	0	544,000	

Section 2 Description

This project will provide a connection to the Charlotte Water system located near the NC Highway 73 and Poplar Tent Road intersection.

History, Status, or Impact if Delayed

Justification or Link to City Goals

This project will include a connection to the Charlotte Water system along NC Highway 73 in order to provide water during an emergency situation in the future.

Section 3 Capital Costs

Activity	FY 2018-19	FY 2019-20	FY 2020-21	FY 2021-22	FY 2022-23	Future \$\$	Total
Engineering/Arch Service	0	0	0	0	0	544,000	544,000
Total Capital Cost	0	0	0	0	0	544,000	544,000

Section 4 New or Additional Impact on Operating Budget

Type of Expenditure	FY 2018-19	FY 2019-20	FY 2020-21	FY 2021-22	FY 2022-23	Future \$\$	Total
Total							

Section 5 Method(s) of Financing

Funding Source(s)	FY 2018-19	FY 2019-20	FY 2020-21	FY 2021-22	FY 2022-23	Future \$\$	Total
Transfer from Water	0	0	0	0	0	544,000	544,000
Total	0	0	0	0	0	544,000	544,000

Section 6 Maps / Charts / Tables / Pictures **Section 7** Comments for Other Depts.

Fund 451: Aviation Capital Expenditures

Aviation projects are accounted for using this fund. It is comprised of the Airport Projects budget unit.

	2018-2019 Approved	2019-2020 Planning Yr.	2020-2021 Planning Yr.	2021-2022 Planning Yr.	2022-2023 Planning Yr.	Future Planning Yr.
Expenses By Project						
SDA Commercial Passenger Terminal Building						
Phase 2	\$ -	\$ -	\$ 7,382,000	\$ -	\$ 8,000,000	\$ -
Runway 20 EMAS	\$ -	\$ 938,675	\$ 3,754,700	\$ -	\$ -	\$ -
South Development Apron Expansion Phase 2	\$ -	\$ 250,000	\$ 5,914,000	\$ -	\$ -	\$ -
Airport Fire Station and Security Center	\$ -	\$ -	\$ -	\$ 100,000	\$ 1,643,000	\$ -
Airport Hangar Taxilane Rehabilitation& Taxilane Strengthening	\$ -	\$ -	\$ 100,000	\$ 5,060,000	\$ -	\$ -
East Side Airport Land Acquisition Area	\$ -	\$ -	\$ -	\$ 5,090,000	\$ -	\$ -
North Apron Expansion Phase 3	\$ -	\$ 250,000	\$ 1,750,000	\$ -	\$ -	\$ -
New Relocated Airport Control Tower	\$ -	\$ -	\$ -	\$ -	\$ -	\$ 3,700,000
FBO Terminal Building Rehabilitation	\$ -	\$ -	\$ -	\$ -	\$ -	\$ 13,380,000
Corporate Hangar Development	\$ -	\$ 3,500,000	\$ -	\$ -	\$ -	\$ -
Myint Lane Airport Access Road	\$ -	\$ 700,000	\$ -	\$ -	\$ -	\$ -
Myint Lane Airport Apron Development	\$ -	\$ 150,000	\$ 1,200,000	\$ -	\$ -	\$ -
Airport Helipads	\$ -	\$ 410,000	\$ -	\$ -	\$ -	\$ -
Runway Widening	\$ -	\$ 6,000,000	\$ -	\$ -	\$ -	\$ -
North Internal Service Road	\$ -	\$ 325,000	\$ 1,824,300	\$ -	\$ -	\$ -
	\$ -	\$ 12,523,675	\$ 21,925,000	\$ 10,250,000	\$ 9,643,000	\$ 17,080,000

	2018-2019 Approved	2019-2020 Planning Yr.	2020-2021 Planning Yr.	2021-2022 Planning Yr.	2022-2023 Planning Yr.	Future Planning Yr.
Revenues by Funding Source						
Grant Proceeds	\$ -	\$ 2,238,367	\$ 21,024,707	\$ 9,868,750	\$ 8,851,925	\$ 3,520,000
Transfer from Aviation	\$ -	\$ 1,735,309	\$ 900,293	\$ 381,250	\$ 791,075	\$ 180,000
Other Income	\$ -	\$ -	\$ -	\$ -	\$ -	\$ 6,400,000
Transfer from Capital Projects	\$ -	\$ -	\$ -	\$ -	\$ -	\$ 6,980,000
Federal Aid	\$ -	\$ 8,550,000	\$ -	\$ -	\$ -	\$ -
Total	\$ -	\$ 12,523,676	\$ 21,925,000	\$ 10,250,000	\$ 9,643,000	\$ 17,080,000

City of Concord, North Carolina

Fiscal Year 2018-19 through 2022-23 Capital Improvement Plan

Section 1	CIP Title	SDA Commercial Passenger Terminal Building Phase 2					Budget Unit #	6300	
Budget Unit	Airport Projects	Functional Area				Aviation	Priority Rank	1	
Total CIP Cost	Total Appropriations to date	Budget Year 1 FY2018-19	Unappropriated Subsequent Years				Total Requested Funds	Type of CIP	
			Year 2 FY2019-20	Year 3 FY2020-21	Year 4 FY2021-22	Year 5 FY2022-23		<input checked="" type="checkbox"/> New	<input type="checkbox"/> Expansion
							<input type="checkbox"/> Replacement	<input type="checkbox"/> Renovation	
							<input type="checkbox"/> Land/ROW Acq. Required		
15,382,000	0	0	0	7,382,000	0	8,000,000	15,382,000		

Section 2 **Description**

This project involves the construction of a passenger processing and baggage screening building in the South Development Area. The facility will be large enough to handle passengers for two large aircraft flight operations and is anticipated to be constructed in conjunction with the South Development Apron project and Fencing project.

History, Status, or Impact if Delayed

This is proposed in conjunction with two other projects, that will assist the Airport with numerous problems created by the increase in large aircraft operations (Charter and scheduled service). The Passenger Terminal building provides a secure indoor area for required security screening and streamlines the boarding process.

Justification or Link to City Goals

This project has been added to the Airport Layout Plan and will meet the Aviation Department's goal for customer service, safety, and revenue generation goals.

Section 3 **Capital Costs**

Activity	FY 2018-19	FY 2019-20	FY 2020-21	FY 2021-22	FY 2022-23	Future \$\$	Total
Construction - Building/Utility	0	0	7,382,000	0	8,000,000	0	15,382,000
Total Capital Cost	0	0	7,382,000	0	8,000,000	0	15,382,000

Section 4 **New or Additional Impact on Operating Budget**

Type of Expenditure	FY 2018-19	FY 2019-20	FY 2020-21	FY 2021-22	FY 2022-23	Future \$\$	Total
Total							

Section 5 **Method(s) of Financing**

Funding Source(s)	FY 2018-19	FY 2019-20	FY 2020-21	FY 2021-22	FY 2022-23	Future \$\$	Total
Federal Grant	0	0	6,643,800	0	6,500,000	0	13,143,800
State Grant	0	0	369,100	0	750,000	0	1,119,100
Transfer from Aviation	0	0	369,100	0	750,000	0	1,119,100
Total	0	0	7,382,000	0	8,000,000	0	15,382,000

Section 6 **Section 7**

Maps / Charts / Tables / Pictures

Comments for Other Depts.

City of Concord, North Carolina

Fiscal Year 2018-19 through 2022-23 Capital Improvement Plan

Section 1	CIP Title	Runway 20 EMAS				Budget Unit #	6300		
Budget Unit	Airport Projects	Functional Area	Aviation			Priority Rank	2		
Total CIP Cost	Total Appropriations to date	Budget Year 1 FY2018-19	Unappropriated Subsequent Years				Total Requested Funds	Type of CIP	
			Year 2 FY2019-20	Year 3 FY2020-21	Year 4 FY2021-22	Year 5 FY2022-23		<input checked="" type="checkbox"/> New	<input type="checkbox"/> Expansion
							<input type="checkbox"/> Replacement	<input type="checkbox"/> Renovation	
							<input type="checkbox"/> Land/ROW Acq. Required		
4,693,375	0	0	938,675	3,754,700	0	0	4,693,375		

Section 2 **Description**

An Engineered Materials Arresting Systems (EMAS), is a recent technology of crushable material placed at the end of a runway and designed to absorb the forward momentum of an aircraft that overshoots the runway. Runway 20 does not meet the current FAA standard for Runway Safety Area and an EMAS would meet the requirement. The FAA has requested this situation be evaluated.

History, Status, or Impact if Delayed

With larger aircraft now using the airport, the FAA is mandating the increased runway safety area. FAA would fund the project at 90% funding level as a safety priority project.

Justification or Link to City Goals

Safety and economic development are the goals of this project and it is an FAA requested project. Runway 20 at the airport currently only has 600 feet of safety area beyond the runway pavement end. The FAA requires 1,000 feet. An EMAS is a efficient way of providing 1,000 feet of overrun area without actually having the entire area available. Having the EMAS would give the airport additional runway length for takeoffs to the south.

Section 3 **Capital Costs**

Activity	FY 2018-19	FY 2019-20	FY 2020-21	FY 2021-22	FY 2022-23	Future \$\$	Total
Construction - Building/Utility	0	0	3,754,700	0	0	0	3,754,700
Engineering/Arch Design	0	938,675	0	0	0	0	938,675
Total Capital Cost	0	938,675	3,754,700	0	0	0	4,693,375

Section 4 **New or Additional Impact on Operating Budget**

Type of Expenditure	FY 2018-19	FY 2019-20	FY 2020-21	FY 2021-22	FY 2022-23	Future \$\$	Total
Total							

Section 5 **Method(s) of Financing**

Funding Source(s)	FY 2018-19	FY 2019-20	FY 2020-21	FY 2021-22	FY 2022-23	Future \$\$	Total
Federal Grant	0	844,808	3,379,230	0	0	0	4,224,038
State Grant	0	46,934	187,735	0	0	0	234,669
Transfer from Aviation	0	46,934	187,735	0	0	0	234,669
Total	0	938,676	3,754,700	0	0	0	4,693,376

Section 6 **Section 7**

Maps / Charts / Tables / Pictures

Comments for Other Depts.

City of Concord, North Carolina

Fiscal Year 2018-19 through 2022-23 Capital Improvement Plan

Section 1	CIP Title	South Development Apron Expansion Phase 2				Budget Unit #	6300		
Budget Unit	Airport Projects	Functional Area	Aviation			Priority Rank	3		
Total CIP Cost	Total Appropriations to date	Budget Year 1 FY2018-19	Unappropriated Subsequent Years				Total Requested Funds	Type of CIP	
			Year 2 FY2019-20	Year 3 FY2020-21	Year 4 FY2021-22	Year 5 FY2022-23		<input type="checkbox"/> New	<input checked="" type="checkbox"/> Expansion
							<input type="checkbox"/> Replacement	<input type="checkbox"/> Renovation	
							<input type="checkbox"/> Land/ROW Acq. Required		
6,164,000	0	0	250,000	5,914,000	0	0	6,164,000		

Section 2 **Description**

This project would complete the South Development Area build out by filling in the remaining unused area and constructing an aircraft apron that would connect the South Development Area Phase I Apron to the existing south ramp of the main terminal ramp at Concord Regional Airport.

History, Status, or Impact if Delayed

This is a new Capital Project and was also included in the 5 year TIP submitted to the State of North Carolina DOT Aviation Division. This project would help with efficiency, allow growth, and keep space available for airline operations that is separate from general aviation operations which is a DHS-TSA security requirement.

Justification or Link to City Goals

This project would help with the expansion of scheduled airline and large aircraft charter operations by expanding the designated ramp area available for these activities and allow the airport to continue to grow this aviation segment at the airport.

Section 3 **Capital Costs**

Activity	FY 2018-19	FY 2019-20	FY 2020-21	FY 2021-22	FY 2022-23	Future \$\$	Total
Preliminary Design/Plans	0	250,000	5,914,000	0	0	0	6,164,000
Total Capital Cost	0	250,000	5,914,000	0	0	0	6,164,000

Section 4 **New or Additional Impact on Operating Budget**

Type of Expenditure	FY 2018-19	FY 2019-20	FY 2020-21	FY 2021-22	FY 2022-23	Future \$\$	Total
Total							

Section 5 **Method(s) of Financing**

Funding Source(s)	FY 2018-19	FY 2019-20	FY 2020-21	FY 2021-22	FY 2022-23	Future \$\$	Total
Federal Grant	0	237,500	5,618,300	0	0	0	5,855,800
State Grant	0	6,250	147,850	0	0	0	154,100
Transfer from Aviation	0	6,250	147,850	0	0	0	154,100
Total	0	250,000	5,914,000	0	0	0	6,164,000

Section 6 **Section 7**

Maps / Charts / Tables / Pictures

Comments for Other Depts.

City of Concord, North Carolina

Fiscal Year 2018-19 through 2022-23 Capital Improvement Plan

Section 1	CIP Title	Airport Fire Station and Security Center				Budget Unit #	6300		
Budget Unit	Airport Projects	Functional Area	Aviation			Priority Rank	4		
Total CIP Cost	Total Appropriations to date	Budget Year 1 FY2018-19	Unappropriated Subsequent Years				Total Requested Funds	Type of CIP	
			Year 2 FY2019-20	Year 3 FY2020-21	Year 4 FY2021-22	Year 5 FY2022-23		<input checked="" type="checkbox"/> New	<input type="checkbox"/> Expansion
							<input type="checkbox"/> Replacement	<input type="checkbox"/> Renovation	
							<input type="checkbox"/> Land/ROW Acq. Required		
1,743,000	0	0	0	0	100,000	1,643,000	1,743,000		

Section 2 **Description**

This project is for the construction of a new multi-purpose Airport Fire Station & Safety building capable of accommodating two ARFF units and house an airport security center with additional space for offices and possibly US Customs services.

History, Status, or Impact if Delayed

This is the seventh year this project has been included in the airport CIP. The project is eligible for Federal FAA funding at a 90% level. In 2008 in addition to the fire station, a security center was added to the facility which may make the facility eligible for additional grant funding sources.

Justification or Link to City Goals

The current station is no longer ideally suited (location, layout, or size), for a station at the airport. The number of aircraft, aircraft operations, and size of aircraft have increased substantially in the past several years and that growth is continuing. Since the airport now has a 139 certificate, there are mandatory FAA requirements related to ARFF truck response time to airport incidents. Having a modern station that faces the runway will help ensure the City can meet the needs of a rapidly growing airport and any federal requirements. A centralized security center would allow staff to better monitor airport activities and enhance security.

Section 3 **Capital Costs**

Activity	FY 2018-19	FY 2019-20	FY 2020-21	FY 2021-22	FY 2022-23	Future \$\$	Total
Airport Fire Station and Security Center	0	0	0	100,000	1,643,000	0	1,743,000
Total Capital Cost	0	0	0	100,000	1,643,000	0	1,743,000

Section 4 **New or Additional Impact on Operating Budget**

Type of Expenditure	FY 2018-19	FY 2019-20	FY 2020-21	FY 2021-22	FY 2022-23	Future \$\$	Total
Total							

Section 5 **Method(s) of Financing**

Funding Source(s)	FY 2018-19	FY 2019-20	FY 2020-21	FY 2021-22	FY 2022-23	Future \$\$	Total
Federal Grant	0	0	0	95,000	1,560,850	0	1,655,850
State Grant	0	0	0	2,500	41,075	0	43,575
Transfer from Aviation	0	0	0	2,500	41,075	0	43,575
Total	0	0	0	100,000	1,643,000	0	1,743,000

Section 6 **Section 7**

Maps / Charts / Tables / Pictures

Comments for Other Depts.

City of Concord, North Carolina

Fiscal Year 2018-19 through 2022-23 Capital Improvement Plan

Section 1	CIP Title	Airport Hangar Taxilane Rehabilitation & Taxilane Strengthening					Budget Unit #	6300
Budget Unit	Airport Projects	Functional Area	Aviation				Priority Rank	5
Total CIP Cost	Total Appropriations to date	Budget Year 1 FY2018-19	Unappropriated Subsequent Years				Total Requested Funds	Type of CIP
			Year 2 FY2019-20	Year 3 FY2020-21	Year 4 FY2021-22	Year 5 FY2022-23		<input type="checkbox"/> New <input type="checkbox"/> Replacement <input type="checkbox"/> Land/ROW Acq. Required <input checked="" type="checkbox"/> Expansion <input checked="" type="checkbox"/> Renovation
5,160,000	0	0	0	100,000	5,060,000	0	5,160,000	

Section 2 Description

This project involves the rehabilitation of the original pavement between the hangar cul-de-sac areas at the airport that were originally constructed in 1993-1994 time period. There are nine of this areas and project could be done in phases to minimize disruption to airport users.

History, Status, or Impact if Delayed

The main Airport Apron and Taxiway areas were recently overlaid in 2012 but this cul-de-sac areas were not included in that part of the project. Several areas of pavement show significant wear such as cracking and substantial ponding after weather events. Poor pavement presents a customer service and safety issue and eventually could prevent the aviation department from fully utilizing hangars at the airport due to not being able to move aircraft over the damaged areas of pavement.

Justification or Link to City Goals

This project is listed on the Airport Master Plan, State TIP plan, and Airport Layout Plan. This project meets the Council Goal to maintain aggressive efforts to obtain FAA funding for Airport capital improvements and safety projects, provided State and local matches are available.

Section 3 Capital Costs

Activity	FY 2018-19	FY 2019-20	FY 2020-21	FY 2021-22	FY 2022-23	Future \$\$	Total
Airport Hangar Taxilane Rehabilitation	0	0	100,000	5,060,000	0	0	5,160,000
Total Capital Cost	0	0	100,000	5,060,000	0	0	5,160,000

Section 4 New or Additional Impact on Operating Budget

Type of Expenditure	FY 2018-19	FY 2019-20	FY 2020-21	FY 2021-22	FY 2022-23	Future \$\$	Total
Total							

Section 5 Method(s) of Financing

Funding Source(s)	FY 2018-19	FY 2019-20	FY 2020-21	FY 2021-22	FY 2022-23	Future \$\$	Total
Federal Grant	0	0	95,000	4,553,000	0	0	4,648,000
State Grant	0	0	2,500	253,500	0	0	256,000
Transfer from Aviation	0	0	2,500	253,500	0	0	256,000
Total	0	0	100,000	5,060,000	0	0	5,160,000

Section 6 Maps / Charts / Tables / Pictures **Section 7** Comments for Other Depts.

City of Concord, North Carolina

Fiscal Year 2018-19 through 2022-23 Capital Improvement Plan

Section 1	CIP Title	East Side Airport Land Acquisition Area				Budget Unit #	6300		
Budget Unit	Airport Projects	Functional Area	Aviation			Priority Rank	6		
Total CIP Cost	Total Appropriations to date	Budget Year 1 FY2018-19	Unappropriated Subsequent Years				Total Requested Funds	Type of CIP	
			Year 2 FY2019-20	Year 3 FY2020-21	Year 4 FY2021-22	Year 5 FY2022-23		<input checked="" type="checkbox"/> New	<input type="checkbox"/> Expansion
							<input type="checkbox"/> Replacement	<input type="checkbox"/> Renovation	
							<input type="checkbox"/> Land/ROW Acq. Required		
5,090,000	0	0	0	0	5,090,000	0	5,090,000		

Section 2 Description

This CIP project provides funds for the acquisition of the remaining properties off Ivy Cline Road between the existing airport property and I-85 (40.07 acres).

History, Status, or Impact if Delayed

This project was added into the CIP and Airport Layout Plan now that commercial scheduled airline operations have started at Concord Regional Airport. As these operations grow and more flights occur, a separate and dedicated area will need to be constructed and this area will be needed.

Justification or Link to City Goals

These acquisitions would allow for the future development of an Airline terminal area at Concord Regional Airport that would be separate from the general aviation operations that would remain on the west side of the airport. A permanent Airline terminal area would require an entrance road and complementary development.

Section 3 Capital Costs

Activity	FY 2018-19	FY 2019-20	FY 2020-21	FY 2021-22	FY 2022-23	Future \$\$	Total
East Side Airport Land Acquisition Area	0	0	0	5,090,000	0	0	5,090,000
Total Capital Cost	0	0	0	5,090,000	0	0	5,090,000

Section 4 New or Additional Impact on Operating Budget

Type of Expenditure	FY 2018-19	FY 2019-20	FY 2020-21	FY 2021-22	FY 2022-23	Future \$\$	Total
Total							

Section 5 Method(s) of Financing

Funding Source(s)	FY 2018-19	FY 2019-20	FY 2020-21	FY 2021-22	FY 2022-23	Future \$\$	Total
Federal Grant	0	0	0	4,839,500	0	0	4,839,500
State Grant	0	0	0	125,250	0	0	125,250
Transfer from Aviation	0	0	0	125,250	0	0	125,250
Total	0	0	0	5,090,000	0	0	5,090,000

Section 6 Maps / Charts / Tables / Pictures **Section 7** Comments for Other Depts.

City of Concord, North Carolina

Fiscal Year 2018-19 through 2022-23 Capital Improvement Plan

Section 1	CIP Title	North Apron Expansion Phase 3				Budget Unit #	6300		
Budget Unit	Airport Projects	Functional Area	Aviation			Priority Rank	7		
Total CIP Cost	Total Appropriations to date	Budget Year 1 FY2018-19	Unappropriated Subsequent Years				Total Requested Funds	Type of CIP	
			Year 2 FY2019-20	Year 3 FY2020-21	Year 4 FY2021-22	Year 5 FY2022-23		<input type="checkbox"/> New	<input checked="" type="checkbox"/> Expansion
							<input type="checkbox"/> Replacement	<input type="checkbox"/> Renovation	
			<input type="checkbox"/> Land/ROW Acq. Required						
2,000,000	0	0	250,000	1,750,000	0	0	2,000,000		

Section 2 Description

This project expands the existing common apron to the north to support additional hangar development next to Hangar H.

History, Status, or Impact if Delayed

This is the fifth year this project has been identified in the CIP. This site has received additional fill dirt from the North Apron Expansion Phase II project that was completed in FY 09. This project will be constructed only when funding becomes available.

Justification or Link to City Goals

Justification for the project is economic development and making the airport as self sustaining as possible. Common ramp would be eligible for FAA funding participation and would allow one or two additional private hangars next to a prime piece of property adjacent to a taxiway to be developed.

Section 3 Capital Costs

Activity	FY 2018-19	FY 2019-20	FY 2020-21	FY 2021-22	FY 2022-23	Future \$\$	Total
North Apron Expansion Phase 3	0	250,000	1,750,000	0	0	0	2,000,000
Total Capital Cost	0	250,000	1,750,000	0	0	0	2,000,000

Section 4 New or Additional Impact on Operating Budget

Type of Expenditure	FY 2018-19	FY 2019-20	FY 2020-21	FY 2021-22	FY 2022-23	Future \$\$	Total
---------------------	------------	------------	------------	------------	------------	-------------	-------

Total

Section 5 Method(s) of Financing

Funding Source(s)	FY 2018-19	FY 2019-20	FY 2020-21	FY 2021-22	FY 2022-23	Future \$\$	Total
Federal Grant	0	237,500	1,575,000	0	0	0	1,812,500
State Grant	0	6,250	87,500	0	0	0	93,750
Transfer from Aviation	0	6,250	87,500	0	0	0	93,750
Total	0	250,000	1,750,000	0	0	0	2,000,000

Section 6 Maps / Charts / Tables / Pictures **Section 7** Comments for Other Depts.

City of Concord, North Carolina

Fiscal Year 2018-19 through 2022-23 Capital Improvement Plan

Section 1	CIP Title	New Relocated Airport Control Tower				Budget Unit #	6300		
Budget Unit	Airport Projects	Functional Area	Aviation			Priority Rank	8		
Total CIP Cost	Total Appropriations to date	Budget Year 1 FY2018-19	Unappropriated Subsequent Years				Total Requested Funds	Type of CIP	
			Year 2 FY2019-20	Year 3 FY2020-21	Year 4 FY2021-22	Year 5 FY2022-23		<input checked="" type="checkbox"/> New	<input type="checkbox"/> Expansion
							<input type="checkbox"/> Replacement	<input type="checkbox"/> Renovation	
							<input type="checkbox"/> Land/ROW Acq. Required		
3,700,000	0	0	0	0	0	0	3,700,000		

Section 2 **Description**

This project will relocate the Air Traffic Control Tower from on top of the existing terminal building to a new site. A study was completed that indicated a new tower could be built in close proximity to the current location at a height of 125 feet.

History, Status, or Impact if Delayed

Air Traffic Control was started in October 1998 at the airport. Over the last 10 years aircraft traffic and size of aircraft have increased substantially. Also, the existing tower's low height causes controllers serious depth perception problems and they do not have the ability to see the entire airport including taxiway "G" and south development areas. Current status: A tower site location has been approved.

Justification or Link to City Goals

The current tower cab has limited space with no expansion capacity. It was not designed for the current level of activity. With the runway extension, increasing traffic, and new north taxiway, and south development area; the tower needs to be higher to enhance visibility and safety. The current tower is actually 16 feet below the threshold of runway 20. State and federal funds would be available and it is a priority with the NCDOT-Aviation Division. Because the aircraft activity has increased, we are now a 100% funded contract tower meaning we do not pay for the personnel to operate the tower.

Section 3 **Capital Costs**

Activity	FY 2018-19	FY 2019-20	FY 2020-21	FY 2021-22	FY 2022-23	Future \$\$	Total
Clear/Grade/Site Prep	0	0	0	0	0	300,000	300,000
Construction	0	0	0	0	0	3,000,000	3,000,000
Light Equip/Furniture	0	0	0	0	0	200,000	200,000
Preliminary Design/Plans	0	0	0	0	0	200,000	200,000
Total Capital Cost	0	0	0	0	0	3,700,000	3,700,000

Section 4 **New or Additional Impact on Operating Budget**

Type of Expenditure	FY 2018-19	FY 2019-20	FY 2020-21	FY 2021-22	FY 2022-23	Future \$\$	Total
Total							

Section 5 **Method(s) of Financing**

Funding Source(s)	FY 2018-19	FY 2019-20	FY 2020-21	FY 2021-22	FY 2022-23	Future \$\$	Total
Federal Grant	0	0	0	0	0	3,340,000	3,340,000
State Grant	0	0	0	0	0	180,000	180,000
Transfer from Aviation	0	0	0	0	0	180,000	180,000
Total	0	0	0	0	0	3,700,000	3,700,000

Section 6 **Section 7**

Maps / Charts / Tables / Pictures

Comments for Other Depts.

City of Concord, North Carolina

Fiscal Year 2018-19 through 2022-23 Capital Improvement Plan

Section 1	CIP Title	FBO Terminal Building Rehabilitation				Budget Unit #	6300		
Budget Unit	Airport Projects	Functional Area	Aviation			Priority Rank	9		
Total CIP Cost	Total Appropriations to date	Budget Year 1 FY2018-19	Unappropriated Subsequent Years				Total Requested Funds	Type of CIP	
			Year 2 FY2019-20	Year 3 FY2020-21	Year 4 FY2021-22	Year 5 FY2022-23		<input type="checkbox"/> New	<input type="checkbox"/> Expansion
			<input type="checkbox"/> Replacement	<input checked="" type="checkbox"/> Renovation					
			<input type="checkbox"/> Land/ROW Acq. Required						
13,380,000	0	0	0	0	0	0	13,380,000		

Section 2 **Description**

This project would renovate and expand the existing Fixed Base Operation General Aviation Airport Passenger Terminal Building to meet the increasing growth and immediate and future space needs. The project would add administrative offices, pilot areas, passenger areas, meeting space, offices for rent, rental car areas, security/passenger processing areas, and possible space for a restaurant partner.

History, Status, or Impact if Delayed

The terminal building is becoming outdated and its capacity exceeds design when NASCAR teams depart for races each week. Our FBO is a gateway into the community for general aviation and business community essential to economic development for our area. Other projects have been placed on a higher priority but the need for expansion exists. A partner for expanding this facility may also be a possibility to reduce costs and risks for the City.

Justification or Link to City Goals

This is a project outlined in the Airport Master Plan. It is also a revenue generating and an economic development project which increases tax revenues and creates jobs. It will provide businesses the opportunity to have access or offices at the airport. The existing terminal building was never designed to accommodate the type and number of people that go through the building during a NASCAR race weekend. When many race team aircraft depart around the same time, their passengers overload the existing lobby. Even larger aircraft are now being used with addition security screening requirements that we cannot accommodate in the building.

Section 3 **Capital Costs**

Activity	FY 2018-19	FY 2019-20	FY 2020-21	FY 2021-22	FY 2022-23	Future \$\$	Total
Construction	0	0	0	0	0	12,800,000	12,800,000
FBO Terminal Building Rehabilitation Design	0	0	0	0	0	580,000	580,000
Total Capital Cost	0	0	0	0	0	13,380,000	13,380,000

Section 4 **New or Additional Impact on Operating Budget**

Type of Expenditure	FY 2018-19	FY 2019-20	FY 2020-21	FY 2021-22	FY 2022-23	Future \$\$	Total
---------------------	------------	------------	------------	------------	------------	-------------	-------

Total

Section 5 **Method(s) of Financing**

Funding Source(s)	FY 2018-19	FY 2019-20	FY 2020-21	FY 2021-22	FY 2022-23	Future \$\$	Total
Capital Reserve	0	0	0	0	0	6,980,000	6,980,000
Public-Private Partnership	0	0	0	0	0	6,400,000	6,400,000
Total	0	0	0	0	0	13,380,000	13,380,000

Section 6 Maps / Charts / Tables / Pictures **Section 7** **Comments for Other Depts.**

City of Concord, North Carolina

Fiscal Year 2018-19 through 2022-23 Capital Improvement Plan

Section 1	CIP Title	Corporate Hangar Development					Budget Unit #	6300
Budget Unit	Airport Projects	Functional Area	Aviation				Priority Rank	10
Total CIP Cost	Total Appropriations to date	Budget Year 1 FY2018-19	Unappropriated Subsequent Years				Total Requested Funds	Type of CIP
			Year 2 FY2019-20	Year 3 FY2020-21	Year 4 FY2021-22	Year 5 FY2022-23		<input checked="" type="checkbox"/> New <input type="checkbox"/> Replacement <input type="checkbox"/> Land/ROW Acq. Required <input type="checkbox"/> Expansion <input type="checkbox"/> Renovation
3,500,000	0	0	3,500,000	0	0	0	3,500,000	

Section 2 **Description**

Project would be for the construction of individual corporate hangars around 12,000 SF in size. These building would be leased back to tenants as a revenue generating mechanism for the aviation department (amortized net cost, plus ground rent, plus 5% profit margin)

History, Status, or Impact if Delayed

This project was added due to demand for such facilities that are not currently available at the airport. If this option is not available, potential long term tenants may go elsewhere. The City would lose annual tax revenues for multi-million dollar aircraft, jobs, fuel sale profits, and additional source of revenue that would help Aviation Department Enterprise Fund reach self sufficiency.

Justification or Link to City Goals

This project is in the Airport Master Plan. Additional justification is responding to the needs of customers and for economic development at the Airport and City. Project would only be completed with approved long-term lease. This is not a speculation building project.

Section 3 **Capital Costs**

Activity	FY 2018-19	FY 2019-20	FY 2020-21	FY 2021-22	FY 2022-23	Future \$\$	Total
Corporate Hangar Development	0	3,500,000	0	0	0	0	3,500,000
Total Capital Cost	0	3,500,000	0	0	0	0	3,500,000

Section 4 **New or Additional Impact on Operating Budget**

Type of Expenditure	FY 2018-19	FY 2019-20	FY 2020-21	FY 2021-22	FY 2022-23	Future \$\$	Total
Total							

Section 5 **Method(s) of Financing**

Funding Source(s)	FY 2018-19	FY 2019-20	FY 2020-21	FY 2021-22	FY 2022-23	Future \$\$	Total
Grant	0	3,150,000	0	0	0	0	3,150,000
Grant Match	0	350,000	0	0	0	0	350,000
Total	0	3,500,000	0	0	0	0	3,500,000

Section 6 **Section 7**

Maps / Charts / Tables / Pictures Comments for Other Depts.

City of Concord, North Carolina

Fiscal Year 2018-19 through 2022-23 Capital Improvement Plan

Section 1	CIP Title	Myint Lane Airport Access Road					Budget Unit #	6300
Budget Unit	Airport Projects	Functional Area	Aviation				Priority Rank	11
Total CIP Cost	Total Appropriations to date	Budget Year 1 FY2018-19	Unappropriated Subsequent Years				Total Requested Funds	Type of CIP
			Year 2 FY2019-20	Year 3 FY2020-21	Year 4 FY2021-22	Year 5 FY2022-23		<input checked="" type="checkbox"/> New <input type="checkbox"/> Replacement <input type="checkbox"/> Land/ROW Acq. Required <input type="checkbox"/> Expansion <input type="checkbox"/> Renovation
700,000	0	0	700,000	0	0	0	700,000	

Section 2 **Description**

This project creates a second airport access point from end of existing Myint Lane to new North Myint Hangar Area Development. This project is also a starting point for the airport perimeter service road that is in the Airport Master Plan.

History, Status, or Impact if Delayed

This CIP project has been included in the CIP since Taxiway "G" was constructed. Its listed as a future year project due to limited resources. The access road would be next to proposed Ganassi Hangar and provide access to a future fuel farm area that the City will use to service the North Myint Hangar Area and other developments along the new North Taxiway.

Justification or Link to City Goals

With the completion of the new North Taxiway, access to development along that area is needed. Property around the south and east side of Myint Lane is property currently owned by the City and constructing an access road would allow that area to be opened up for private and small aircraft hangar development.

Section 3 **Capital Costs**

Activity	FY 2018-19	FY 2019-20	FY 2020-21	FY 2021-22	FY 2022-23	Future \$\$	Total
Preliminary Design	0	700,000	0	0	0	0	700,000
Total Capital Cost	0	700,000	0	0	0	0	700,000

Section 4 **New or Additional Impact on Operating Budget**

Type of Expenditure	FY 2018-19	FY 2019-20	FY 2020-21	FY 2021-22	FY 2022-23	Future \$\$	Total
Total							

Section 5 **Method(s) of Financing**

Funding Source(s)	FY 2018-19	FY 2019-20	FY 2020-21	FY 2021-22	FY 2022-23	Future \$\$	Total
Transfer from Aviation	0	700,000	0	0	0	0	700,000
Total	0	700,000	0	0	0	0	700,000

Section 6 **Section 7**

Maps / Charts / Tables / Pictures

Comments for Other Depts.

City of Concord, North Carolina

Fiscal Year 2018-19 through 2022-23 Capital Improvement Plan

Section 1	CIP Title	Myint Lane Airport Apron Development				Budget Unit #	6300		
Budget Unit	Airport Projects	Functional Area	Aviation			Priority Rank	12		
Total CIP Cost	Total Appropriations to date	Budget Year 1 FY2018-19	Unappropriated Subsequent Years				Total Requested Funds	Type of CIP	
			Year 2 FY2019-20	Year 3 FY2020-21	Year 4 FY2021-22	Year 5 FY2022-23		<input checked="" type="checkbox"/> New	<input type="checkbox"/> Expansion
							<input type="checkbox"/> Replacement	<input type="checkbox"/> Renovation	
							<input type="checkbox"/> Land/ROW Acq. Required		
1,350,000	0	0	150,000	1,200,000	0	0	1,350,000		

Section 2 **Description**

This item is for the development of a public aircraft apron and hangar sites that connect to the new North Taxiway. The ramp areas may be eligible for FAA grant funding.

History, Status, or Impact if Delayed

With the North Taxiway now been completed, this project would help meet the need for additional sites for small aircraft hangars at the airport and help utilize the new taxiway.

Justification or Link to City Goals

With the City's major investment in the North Taxiway project, development is needed that would access the taxiway and generate additional revenues for the airport. This project will provide sites for small hangars of about 5,000 SF or T-hangars for smaller General Aviation Aircraft. A self-service AVGAS fueling area may also be provided.

Section 3	Capital Costs						
Activity	FY 2018-19	FY 2019-20	FY 2020-21	FY 2021-22	FY 2022-23	Future \$\$	Total
Preliminary Design	0	150,000	1,200,000	0	0	0	1,350,000
Total Capital Cost	0	150,000	1,200,000	0	0	0	1,350,000

Section 4	New or Additional Impact on Operating Budget						
Type of Expenditure	FY 2018-19	FY 2019-20	FY 2020-21	FY 2021-22	FY 2022-23	Future \$\$	Total
Total							

Section 5	Method(s) of Financing						
Funding Source(s)	FY 2018-19	FY 2019-20	FY 2020-21	FY 2021-22	FY 2022-23	Future \$\$	Total
Federal Grant	0	135,000	1,080,000	0	0	0	1,215,000
State Grant	0	7,500	60,000	0	0	0	67,500
Transfer from Aviation	0	7,500	60,000	0	0	0	67,500
Total	0	150,000	1,200,000	0	0	0	1,350,000

Section 6	Maps / Charts / Tables / Pictures	Section 7	Comments for Other Depts.
------------------	-----------------------------------	------------------	---------------------------

City of Concord, North Carolina

Fiscal Year 2018-19 through 2022-23 Capital Improvement Plan

Section 1	CIP Title	Airport Helipads				Budget Unit #	6300		
Budget Unit	Airport Projects	Functional Area	Aviation			Priority Rank	13		
Total CIP Cost	Total Appropriations to date	Budget Year 1 FY2018-19	Unappropriated Subsequent Years				Total Requested Funds	Type of CIP	
			Year 2 FY2019-20	Year 3 FY2020-21	Year 4 FY2021-22	Year 5 FY2022-23		<input type="checkbox"/> New	<input type="checkbox"/> Expansion
							<input checked="" type="checkbox"/> Replacement	<input type="checkbox"/> Renovation	
			Land/ROW Acq. Required						
410,000	0	0	410,000	0	0	0	410,000		

Section 2 **Description**

This project would construct permanent concrete helipads at the Concord Regional Airport to replace existing ones lost due to recent ramp expansion projects at the airport. Helipad locations would be determined after space analysis is completed and would be constructed when funding becomes available.

History, Status, or Impact if Delayed

Helipads are needed for current and for anticipated future helicopter traffic growth. They replace pads that were lost as a result of recent construction projects. The airport is currently using several mobile pads called dollies, but they do not work for larger helicopters.

Justification or Link to City Goals

Safety and economic development are the primary reasons for this project. With the recent completion of the North Apron Expansion and South Development area, the Airport has lost an existing helipad and areas where helicopters would park at the airport. For safety reasons, its critical to have a designated area for helicopter activity that is free of obstacles and away from other aircraft. During race operations the airport sees several hundred helicopter operations and does not have sufficient landing areas for these aircraft.

Section 3 **Capital Costs**

Activity	FY 2018-19	FY 2019-20	FY 2020-21	FY 2021-22	FY 2022-23	Future \$\$	Total
Construction	0	410,000	0	0	0	0	410,000
Total Capital Cost	0	410,000	0	0	0	0	410,000

Section 4 **New or Additional Impact on Operating Budget**

Type of Expenditure	FY 2018-19	FY 2019-20	FY 2020-21	FY 2021-22	FY 2022-23	Future \$\$	Total
Total							

Section 5 **Method(s) of Financing**

Funding Source(s)	FY 2018-19	FY 2019-20	FY 2020-21	FY 2021-22	FY 2022-23	Future \$\$	Total
Federal Grant	0	389,500	0	0	0	0	389,500
State Grant	0	10,250	0	0	0	0	10,250
Transfer from Aviation	0	10,250	0	0	0	0	10,250
Total	0	410,000	0	0	0	0	410,000

Section 6 **Section 7**

Maps / Charts / Tables / Pictures Comments for Other Depts.

City of Concord, North Carolina

Fiscal Year 2018-19 through 2022-23 Capital Improvement Plan

Section 1	CIP Title	North Internal Service Road				Budget Unit #	6300		
Budget Unit	Airport Projects	Functional Area	Aviation			Priority Rank	14		
Total CIP Cost	Total Appropriations to date	Budget Year 1 FY2018-19	Unappropriated Subsequent Years				Total Requested Funds	Type of CIP	
			Year 2 FY2019-20	Year 3 FY2020-21	Year 4 FY2021-22	Year 5 FY2022-23		<input checked="" type="checkbox"/> New	<input type="checkbox"/> Expansion
							<input type="checkbox"/> Replacement	<input type="checkbox"/> Renovation	
							<input type="checkbox"/> Land/ROW Acq. Required		
2,149,300	0	0	325,000	1,824,300	0	0	2,149,300		

Section 2 **Description**

This project consists of the construction of an internal service road from the north apron to the North Myint Access Road.

History, Status, or Impact if Delayed

If unable to construct this roadway, airport fuel trucks and other vehicles would need to travel taxiways which is a safety issue with the FAA. The road would also provide a secondary access to the airport improving safety and emergency response. This roadway may be eligible for federal funding assistance.

Justification or Link to City Goals

Safety and customer service are primary reasons why this road is needed. It will allow internal access from the main airport area to the new Hangar development area adjacent to taxiway "G". The road would allow vehicles to avoid going near an active runway or a taxiway which can be dangerous and create potential conflicts with aircraft.

Section 3 **Capital Costs**

Activity	FY 2018-19	FY 2019-20	FY 2020-21	FY 2021-22	FY 2022-23	Future \$\$	Total
Construction	0	0	1,824,300	0	0	0	1,824,300
Preliminary Design	0	325,000	0	0	0	0	325,000
Total Capital Cost	0	325,000	1,824,300	0	0	0	2,149,300

Section 4 **New or Additional Impact on Operating Budget**

Type of Expenditure	FY 2018-19	FY 2019-20	FY 2020-21	FY 2021-22	FY 2022-23	Future \$\$	Total
Total							

Section 5 **Method(s) of Financing**

Funding Source(s)	FY 2018-19	FY 2019-20	FY 2020-21	FY 2021-22	FY 2022-23	Future \$\$	Total
Federal Grant	0	308,750	1,733,084	0	0	0	2,041,834
State Grant	0	8,125	45,608	0	0	0	53,733
Transfer from Aviation	0	8,125	45,608	0	0	0	53,733
Total	0	325,000	1,824,300	0	0	0	2,149,300

Section 6 **Section 7**

Maps / Charts / Tables / Pictures

Comments for Other Depts.

City of Concord, North Carolina

Fiscal Year 2018-19 through 2022-23 Capital Improvement Plan

Section 1	CIP Title	Runway Widening				Budget Unit #	6300		
Budget Unit	Airport Projects	Functional Area	Aviation			Priority Rank	15		
Total CIP Cost	Total Appropriations to date	Budget Year 1 FY2018-19	Unappropriated Subsequent Years				Total Requested Funds	Type of CIP	
			Year 2 FY2019-20	Year 3 FY2020-21	Year 4 FY2021-22	Year 5 FY2022-23		<input type="checkbox"/> New	<input checked="" type="checkbox"/> Expansion
			<input type="checkbox"/> Replacement	<input type="checkbox"/> Renovation					
			<input type="checkbox"/> Land/ROW Acq. Required						
6,000,000	0	0	6,000,000	0	0	0	6,000,000		

Section 2 Description

Expansion of the existing runway from 100' to 150' wide, in order to accommodate commercial traffic.

History, Status, or Impact if Delayed

Justification or Link to City Goals

FAA guidance advises 150' wide runway for the type of aircraft operating out of Concord Regional Airport.

Section 3 Capital Costs

Activity	FY 2018-19	FY 2019-20	FY 2020-21	FY 2021-22	FY 2022-23	Future \$\$	Total
Construction	0	6,000,000	0	0	0	0	6,000,000
Total Capital Cost	0	6,000,000	0	0	0	0	6,000,000

Section 4 New or Additional Impact on Operating Budget

Type of Expenditure	FY 2018-19	FY 2019-20	FY 2020-21	FY 2021-22	FY 2022-23	Future \$\$	Total
Total							

Section 5 Method(s) of Financing

Funding Source(s)	FY 2018-19	FY 2019-20	FY 2020-21	FY 2021-22	FY 2022-23	Future \$\$	Total
Federal Grant	0	5,400,000	0	0	0	0	5,400,000
Local Grant Match	0	600,000	0	0	0	0	600,000
Total	0	6,000,000	0	0	0	0	6,000,000

Section 6 Maps / Charts / Tables / Pictures **Section 7** Comments for Other Depts.

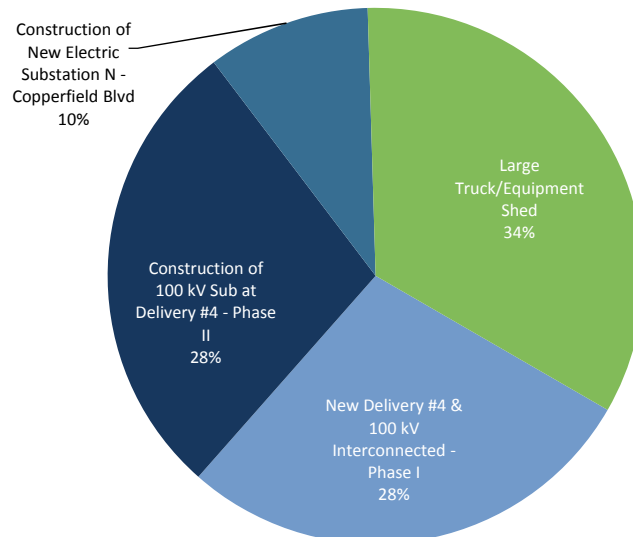
Fund 473: Electric Capital Projects

Electric projects are accounted for using this fund. It is comprised of the Electric Projects budget unit.

	2018-2019 Approved	2019-2020 Planning Yr.	2020-2021 Planning Yr.	2021-2022 Planning Yr.	2022-2023 Planning Yr.	Future Planning Yr.
Expenses By Project						
New Delivery #4 & 100 kV Interconnected - Phase I	\$ 1,000,000	\$ 6,329,912	\$ -	\$ -	\$ -	\$ -
Construction of 100 kV Sub at Delivery #4 - Phase II	\$ 1,000,000	\$ 2,645,254	\$ -	\$ -	\$ -	\$ -
Delivery #1 Replacement	\$ -	\$ -	\$ 2,000,000	\$ -	\$ -	\$ -
Construction of New Electric Substation N - Copperfield Blvd	\$ 350,000	\$ 3,360,000	\$ -	\$ -	\$ -	\$ -
100 kV Transmission System - Close Western Loop		\$ -	\$ -	\$ 5,670,297	\$ -	\$ -
Large Truck/Equipment Shed	\$ 1,200,000	\$ -	\$ -	\$ -	\$ -	\$ -
Constrcution of New Electric Vehicle/Equipment/Materials Shed	\$ -	\$ -	\$ -	\$ 1,100,000	\$ -	\$ -
Total	\$ 3,550,000	\$ 12,335,166	\$ 2,000,000	\$ 6,770,297	\$ -	\$ -

	2018-2019 Approved	2019-2020 Planning Yr.	2020-2021 Planning Yr.	2021-2022 Planning Yr.	2022-2023 Planning Yr.	Future Planning Yr.
Revenues by Funding Source						
Transfer from Electric	\$ 3,550,000	\$ 12,335,166	\$ -	\$ -		\$ -
Bond Proceeds	\$ -	\$ -	\$ 2,000,000	\$ 6,770,297	\$ -	\$ -
Total	\$ 3,550,000	\$ 12,335,166	\$ 2,000,000	\$ 6,770,297	\$ -	\$ -

FY 2019 Electric Capital Projects



City of Concord, North Carolina

Fiscal Year 2018-19 through 2022-23 Capital Improvement Plan

Section 1	CIP Title	New Delivery #4 & 100 kV Interconnected - Phase 1					Budget Unit #	6949
Budget Unit	Electric Projects	Functional Area	Electric				Priority Rank	1
Total CIP Cost	Total Appropriations to date	Budget Year 1 FY2018-19	Unappropriated Subsequent Years				Total Requested Funds	Type of CIP
			Year 2 FY2019-20	Year 3 FY2020-21	Year 4 FY2021-22	Year 5 FY2022-23		<input checked="" type="checkbox"/> New <input type="checkbox"/> Replacement <input type="checkbox"/> Land/ROW Acq. Required <input type="checkbox"/> Expansion <input type="checkbox"/> Renovation
7,699,912	370,000	1,000,000	6,329,912	0	0	0	7,329,912	

Section 2 **Description**

This project will provide construction of a 100 kV power delivery point, from which the City will purchase power from the electric grid. The project will also consist of 3.5 mile a 100kV Interconnect line to integrate this Delivery Point with the existing 100 kV infrastructure. This project will also include a 100-44 kv step down transformer to eliminate Duke's Delivery #2.

History, Status, or Impact if Delayed

This project is a component of a ten-year plan to update and improve electric system infrastructure. The project will provide alternative circuit switching capability and will also allow capacity for the fast load growing area.

Justification or Link to City Goals

This additional 100 kV Delivery Point and Interconnect line will provide an alternate source of transmission circuitry on the western side of the City's electric service area. This redundancy greatly improves the reliability of electric service to our customers by providing alternate paths to route transmission circuits that feed substations on the west side of Concord. This Delivery Point also provides additional capacity that will be required to meet future demands for power on the west side of Concord's electric service area.

Section 3 **Capital Costs**

Activity	FY 2018-19	FY 2019-20	FY 2020-21	FY 2021-22	FY 2022-23	Future \$\$	Total
Construction	0	6,200,000	0	0	0	0	6,200,000
Land/ROW	1,000,000	129,912	0	0	0	0	1,129,912
Total Capital Cost	1,000,000	6,329,912	0	0	0	0	7,329,912

Section 4 **New or Additional Impact on Operating Budget**

Type of Expenditure	FY 2018-19	FY 2019-20	FY 2020-21	FY 2021-22	FY 2022-23	Future \$\$	Total
---------------------	------------	------------	------------	------------	------------	-------------	-------

Total

Section 5 **Method(s) of Financing**

Funding Source(s)	FY 2018-19	FY 2019-20	FY 2020-21	FY 2021-22	FY 2022-23	Future \$\$	Total
Transfer from Electric	1,000,000	6,329,912	0	0	0	0	7,329,912
Total	1,000,000	6,329,912	0	0	0	0	7,329,912

Section 6 **Section 7**
 Maps / Charts / Tables / Pictures Comments for Other Depts.



City of Concord, North Carolina

Fiscal Year 2018-19 through 2022-23 Capital Improvement Plan

Section 1	CIP Title	Construction of 100 kV Sub at Delivery #4 - Phase 2				Budget Unit #	6949		
Budget Unit	Electric Projects	Functional Area	Electric			Priority Rank	2		
Total CIP Cost	Total Appropriations to date	Budget Year 1 FY2018-19	Unappropriated Subsequent Years				Total Requested Funds	Type of CIP	
			Year 2 FY2019-20	Year 3 FY2020-21	Year 4 FY2021-22	Year 5 FY2022-23		<input type="checkbox"/> New	<input checked="" type="checkbox"/> Expansion
							<input type="checkbox"/> Replacement	<input type="checkbox"/> Renovation	
							<input type="checkbox"/> Land/ROW Acq. Required		
3,645,254	0	1,000,000	2,645,254	0	0	0	3,645,254		

Section 2 Description

This project consists of construction of a 100 KV dual bay 6 circuit electric substation, on the same site that houses Delivery #4.

History, Status, or Impact if Delayed

The City's Electric System infrastructure is currently on a 10-year improvement plan primarily to address load growth. All requests for new or converted substations are based on having the ability to address customer loading of the system.

Justification or Link to City Goals

This project will provide additional capacity to electric infrastructure in the central portion of the City's electric service area. Its planning location is directly adjacent to Delivery #4, which will minimize cost of 100 KV line extension and maximize use of property already designated for a 100 KV Delivery Point. This substation will provide critical additional capacity to meet future demands for power. Its central location within the City's electric infrastructure will provide critical alternate feed circuits to adjacent substations, resulting in enhanced reliability of electric service provided to our customers.

Section 3 Capital Costs

Activity	FY 2018-19	FY 2019-20	FY 2020-21	FY 2021-22	FY 2022-23	Future \$\$	Total
Construction	500,000	2,545,254	0	0	0	0	3,045,254
Engineering	0	100,000	0	0	0	0	100,000
Land/ROW	500,000	0	0	0	0	0	500,000
Total Capital Cost	1,000,000	2,645,254	0	0	0	0	3,645,254

Section 4 New or Additional Impact on Operating Budget

Type of Expenditure	FY 2018-19	FY 2019-20	FY 2020-21	FY 2021-22	FY 2022-23	Future \$\$	Total
---------------------	------------	------------	------------	------------	------------	-------------	-------

Total

Section 5 Method(s) of Financing

Funding Source(s)	FY 2018-19	FY 2019-20	FY 2020-21	FY 2021-22	FY 2022-23	Future \$\$	Total
Transfer From Electric	1,000,000	2,645,254	0	0	0	0	3,645,254
Total	1,000,000	2,645,254	0	0	0	0	3,645,254

Section 6 Maps / Charts / Tables / Pictures **Section 7** Comments for Other Depts.



City of Concord, North Carolina

Fiscal Year 2018-19 through 2022-23 Capital Improvement Plan

Section 1	CIP Title	Delivery #1 Replacement				Budget Unit #	6949		
Budget Unit	Electric Projects	Functional Area	Electric			Priority Rank	3		
Total CIP Cost	Total Appropriations to date	Budget Year 1 FY2018-19	Unappropriated Subsequent Years				Total Requested Funds	Type of CIP	
			Year 2 FY2019-20	Year 3 FY2020-21	Year 4 FY2021-22	Year 5 FY2022-23		<input type="checkbox"/> New <input checked="" type="checkbox"/> Replacement <input type="checkbox"/> Land/ROW Acq. Required	<input type="checkbox"/> Expansion <input type="checkbox"/> Renovation
2,000,000	0	0	0	2,000,000	0	0	2,000,000		

Section 2 Description

This will provide for replacement of Delivery station 1 at Florence Ave.

History, Status, or Impact if Delayed

This project is part of a ten year plan to update and improve electric system infrastructure. This project will provide a much greater switching flexibility. Failure to implement this project will impact power delivery in the future years.

Justification or Link to City Goals

This project will replace an existing station that was built 45 years ago and has reached it's end of life cycle. This new station will provide much greater reliability as well as additional loading capabilities.

Section 3 Capital Costs

Activity	FY 2018-19	FY 2019-20	FY 2020-21	FY 2021-22	FY 2022-23	Future \$\$	Total
Construction	0	0	2,000,000	0	0	0	2,000,000
Total Capital Cost	0	0	2,000,000	0	0	0	2,000,000

Section 4 New or Additional Impact on Operating Budget


Type of Expenditure	FY 2018-19	FY 2019-20	FY 2020-21	FY 2021-22	FY 2022-23	Future \$\$	Total
---------------------	------------	------------	------------	------------	------------	-------------	-------

Total

Section 5 Method(s) of Financing

Funding Source(s)	FY 2018-19	FY 2019-20	FY 2020-21	FY 2021-22	FY 2022-23	Future \$\$	Total
Revenue Bonds	0	0	2,000,000	0	0	0	2,000,000
Total	0	0	2,000,000	0	0	0	2,000,000

Section 6 Maps / Charts / Tables / Pictures **Section 7** Comments for Other Depts.



City of Concord, North Carolina

Fiscal Year 2018-19 through 2022-23 Capital Improvement Plan

Section 1	CIP Title	Construction of New Electric Substation N in Copperfield Blvd Location				Budget Unit #	6949		
Budget Unit	Electric Projects	Functional Area	Electric			Priority Rank	4		
Total CIP Cost	Total Appropriations to date	Budget Year 1 FY2018-19	Unappropriated Subsequent Years				Total Requested Funds	Type of CIP	
			Year 2 FY2019-20	Year 3 FY2020-21	Year 4 FY2021-22	Year 5 FY2022-23		<input checked="" type="checkbox"/> New	<input type="checkbox"/> Expansion
							<input type="checkbox"/> Replacement	<input type="checkbox"/> Renovation	
							<input type="checkbox"/> Land/ROW Acq. Required		
3,710,000	0	350,000	3,360,000	0	0	0	3,710,000		

Section 2 **Description**

This project will provide additional 100KV/12.4KV distribution substation to handle growing capacity needs in the City's Northeast service area and enhance the integrity of the current and future electric service to our customers.

History, Status, or Impact if Delayed

This project is required to address the load growth in the Northeast section of the City's electric service area. Development in the Northeast service area is pushing the capacity of existing Substation F to its service limit. The new substation will relieve the loading on Sub F and address the future load growth expected in the area. It will also provide additional reliability on the system as it will have a unique feed from Duke allowing for more switching capabilities if Delivery One or Delivery Two is offline.

Justification or Link to City Goals

This is a component in a ten year plan to update and improve our electric infrastructure. The Northeastern portion of the City's service area is now growing at an accelerated rate and a new substation is needed to meet the demand expected. Delaying this project will severely limit the City's ability to serve new customers.

Section 3 **Capital Costs**

Activity	FY 2018-19	FY 2019-20	FY 2020-21	FY 2021-22	FY 2022-23	Future \$\$	Total
Construction	0	3,150,000	0	0	0	0	3,150,000
Engineering	0	210,000	0	0	0	0	210,000
Land	350,000	0	0	0	0	0	350,000
Total Capital Cost	350,000	3,360,000	0	0	0	0	3,710,000

Section 4 **New or Additional Impact on Operating Budget**

Type of Expenditure	FY 2018-19	FY 2019-20	FY 2020-21	FY 2021-22	FY 2022-23	Future \$\$	Total
Total							

Section 5 **Method(s) of Financing**

Funding Source(s)	FY 2018-19	FY 2019-20	FY 2020-21	FY 2021-22	FY 2022-23	Future \$\$	Total
Transfer from Electric	350,000	3,360,000	0	0	0	0	3,710,000
Total	350,000	3,360,000	0	0	0	0	3,710,000

Section 6 **Section 7**

Maps / Charts / Tables / Pictures Comments for Other Depts.



City of Concord, North Carolina

Fiscal Year 2018-19 through 2022-23 Capital Improvement Plan

Section 1	CIP Title	100 kV Transmission System - Close Western Loop				Budget Unit #	6949		
Budget Unit	Electric Projects	Functional Area	Electric			Priority Rank	5		
Total CIP Cost	Total Appropriations to date	Budget Year 1 FY2018-19	Unappropriated Subsequent Years				Total Requested Funds	Type of CIP	
			Year 2 FY2019-20	Year 3 FY2020-21	Year 4 FY2021-22	Year 5 FY2022-23		<input type="checkbox"/> New	<input checked="" type="checkbox"/> Expansion
							<input type="checkbox"/> Replacement	<input type="checkbox"/> Renovation	
							<input type="checkbox"/> Land/ROW Acq. Required		
5,670,297	0	0	0	0	5,670,297	0	5,670,297		

Section 2 Description

This project will provide a loop fed between 100 KV Deliveries 3 and 4 via the conversion of the existing 44 KV transmission line between the intersection of Cabarrus Ave and Warren C. Coleman Blvd and Concord Parkway South and Concord Farms Rd. Total project distance is 3.14 miles. The "tie line" will provide an alternate route of electric power to all substations on the western side of the City's service area.

History, Status, or Impact if Delayed

This is a component of a 10-year plan to improve the electric system infrastructure. Canceling or delaying this project could result in longer wait times for restoration of power for our customers during major outages.

Justification or Link to City Goals

This "tie line" will provide an alternate route for the supply of power to substations on the western side of the City's electric service area during times of major power outages and/or system maintenance. Without the loops, substations on Weddington Rd, International Business Park, and Rock Hill Church Rd are served via one radial feed transmission circuit with no alternate sources of power.

Section 3 Capital Costs

Activity	FY 2018-19	FY 2019-20	FY 2020-21	FY 2021-22	FY 2022-23	Future \$\$	Total
Construction	0	0	0	4,432,388	0	0	4,432,388
Engineering	0	0	0	221,619	0	0	221,619
Land/ROW	0	0	0	1,016,290	0	0	1,016,290
Total Capital Cost	0	0	0	5,670,297	0	0	5,670,297

Section 4 New or Additional Impact on Operating Budget

Type of Expenditure	FY 2018-19	FY 2019-20	FY 2020-21	FY 2021-22	FY 2022-23	Future \$\$	Total
Total							

Section 5 Method(s) of Financing

Funding Source(s)	FY 2018-19	FY 2019-20	FY 2020-21	FY 2021-22	FY 2022-23	Future \$\$	Total
Revenue Bonds	0	0	0	5,670,297	0	0	5,670,297
Total	0	0	0	5,670,297	0	0	5,670,297

Section 6 Maps / Charts / Tables / Pictures **Section 7** **Comments for Other Depts.**



City of Concord, North Carolina

Fiscal Year 2018-19 through 2022-23 Capital Improvement Plan

Section 1	CIP Title	Large Truck/Equipment Shed				Budget Unit #	6949		
Budget Unit	Electric Projects	Functional Area	Electric			Priority Rank	6		
Total CIP Cost	Total Appropriations to date	Budget Year 1 FY2018-19	Unappropriated Subsequent Years				Total Requested Funds	Type of CIP	
			Year 2 FY2019-20	Year 3 FY2020-21	Year 4 FY2021-22	Year 5 FY2022-23		<input type="checkbox"/> New	<input checked="" type="checkbox"/> Expansion
			<input type="checkbox"/> Replacement	<input type="checkbox"/> Renovation					
			<input type="checkbox"/> Land/ROW Acq. Required						
1,300,000	100,000	1,200,000	0	0	0	0	1,200,000		

Section 2 Description

Additional Large truck/Equipment covered shed located at Brown Operations

History, Status, or Impact if Delayed

Current Large truck/Equipment covered shed located at Brown Operations Center is over capacity by a large margin, leading to truck/equipment storage at remote sites. Some trucks and equipment are currently stored in the weather which will reduce their longevity and reliability, thus impacting our ability to maintain service levels.

Justification or Link to City Goals

As electric system growth continues at a rapid pace, large trucks and pieces of equipment are added to the fleet to enable continued quick and reliable service to the customer base. Ability to meet performance goals and objectives is reliant on necessary equipment being available.

Section 3 Capital Costs

Activity	FY 2018-19	FY 2019-20	FY 2020-21	FY 2021-22	FY 2022-23	Future \$\$	Total
Design & Engineering	100,000	0	0	0	0	0	100,000
Site Work	300,000	0	0	0	0	0	300,000
Structure	800,000	0	0	0	0	0	800,000
Total Capital Cost	1,200,000	0	0	0	0	0	1,200,000

Section 4 New or Additional Impact on Operating Budget

Type of Expenditure	FY 2018-19	FY 2019-20	FY 2020-21	FY 2021-22	FY 2022-23	Future \$\$	Total
Total							

Section 5 Method(s) of Financing

Funding Source(s)	FY 2018-19	FY 2019-20	FY 2020-21	FY 2021-22	FY 2022-23	Future \$\$	Total
Transfer from Electric	1,200,000	0	0	0	0	0	1,200,000
Total	1,200,000	0	0	0	0	0	1,200,000

Section 6 Maps / Charts / Tables / Pictures **Section 7** Comments for Other Depts.



City of Concord, North Carolina

Fiscal Year 2018-19 through 2022-23 Capital Improvement Plan

Section 1	CIP Title	Construction of New Electric Vehicle/Equipment/Materials Shed				Budget Unit #	6949		
Budget Unit	Electric Projects	Functional Area	Electric			Priority Rank	7		
Total CIP Cost	Total Appropriations to date	Budget Year 1 FY2018-19	Unappropriated Subsequent Years				Total Requested Funds	Type of CIP	
			Year 2 FY2019-20	Year 3 FY2020-21	Year 4 FY2021-22	Year 5 FY2022-23		<input checked="" type="checkbox"/> New	<input type="checkbox"/> Expansion
							<input type="checkbox"/> Replacement	<input type="checkbox"/> Renovation	
							<input type="checkbox"/> Land/ROW Acq. Required		
1,100,000	0	0	0	0	1,100,000	0	1,100,000		

Section 2 Description

Construction of a third (3rd) additional covered storage shed for equipment-vehicle-materials storage.

History, Status, or Impact if Delayed

As electric system growth continues at a rapid pace, large trucks and pieces of equipment are added to the fleet to enable continued quick and reliable service to the customer base. Ability to meet performance goals and objectives is reliant on necessary equipment being available.

Justification or Link to City Goals

Current Large truck/Equipment covered shed located at Brown Operations Center is over capacity by a large margin, leading to truck/equipment storage at remote sites. Some trucks and equipment are currently stored in the weather which will reduce their longevity and reliability, thus impacting our ability to maintain service levels.

Section 3 Capital Costs

Activity	FY 2018-19	FY 2019-20	FY 2020-21	FY 2021-22	FY 2022-23	Future \$\$	Total
Construction	0	0	0	1,000,000	0	0	1,000,000
Engineering	0	0	0	100,000	0	0	100,000
Total Capital Cost	0	0	0	1,100,000	0	0	1,100,000

Section 4 New or Additional Impact on Operating Budget

Type of Expenditure	FY 2018-19	FY 2019-20	FY 2020-21	FY 2021-22	FY 2022-23	Future \$\$	Total
---------------------	------------	------------	------------	------------	------------	-------------	-------

Total

Section 5 Method(s) of Financing

Funding Source(s)	FY 2018-19	FY 2019-20	FY 2020-21	FY 2021-22	FY 2022-23	Future \$\$	Total
Revenue Bonds	0	0	0	1,100,000	0	0	1,100,000
Transfer from Electric	0	0	0	0	0	0	0
Total	0	0	0	1,100,000	0	0	1,100,000

Section 6 Maps / Charts / Tables / Pictures **Section 7** Comments for Other Depts.

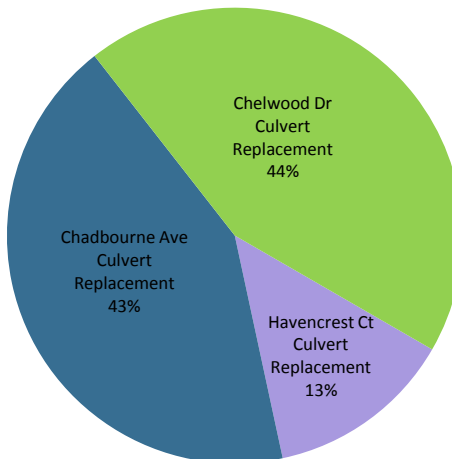
Fund 474: Stormwater Capital Expenditures

Stormwater projects are accounted for using this fund. It is comprised of Stormwater Master Plan, Stream Restoration Projects, and Stormwater Projects budget units.

	2018-2019 Approved	2019-2020 Planning Yr.	2020-2021 Planning Yr.	2021-2022 Planning Yr.	2022-2023 Planning Yr.	Future Planning Yr.
Expenses By Project						
Havencrest Ct Culvert Replacement	\$ 274,000	\$ -	\$ -	\$ -	\$ -	\$ -
Glen Eagles Ln Culvert Replacement	\$ -	\$ 632,000	\$ -	\$ -	\$ -	\$ -
Chadbourne Ave Culvert Replacement	\$ 882,000	\$ -	\$ -	\$ -	\$ -	\$ -
Chelwood Dr Culvert Replacement	\$ 904,000	\$ -	\$ -	\$ -	\$ -	\$ -
Kerr St Culvert Replacement	\$ -	\$ 885,000	\$ -	\$ -	\$ -	\$ -
Brookwood Ave Roadway Improvements	\$ -	\$ 1,260,000	\$ -	\$ -	\$ -	\$ -
Dylan Place Culvert Replacement Upper &	\$ -	\$ 131,000	\$ 1,292,000	\$ -	\$ -	\$ -
Duval St Culvert Replacement	\$ -	\$ 94,000	\$ 925,000	\$ -	\$ -	\$ -
Farmwood Blvd Culvert Replacement	\$ -	\$ -	\$ 91,000	\$ 896,000	\$ -	\$ -
Bridlewood Dr Culvert Replacement	\$ -	\$ -	\$ 102,200	\$ 919,800	\$ -	\$ -
Miramar Culvert Replacements	\$ -	\$ -	\$ -	\$ 112,400	\$ 1,011,600	\$ -
Morris Glen Dr Culvert Replacement	\$ -	\$ -	\$ -	\$ 40,600	\$ 365,400	\$ -
Yvonne Dr Culvert Replacement	\$ -	\$ -	\$ -	\$ 111,200	\$ 1,000,800	\$ -
Spring St Culvert Replacement	\$ -	\$ -	\$ -	\$ -	\$ 41,100	\$ 369,900
Glenwood Drive Culvert Replacement	\$ -	\$ -	\$ -	\$ -	\$ -	\$ 718,000
Total	\$ 2,060,000	\$ 3,002,000	\$ 2,410,200	\$ 2,080,000	\$ 2,418,900	\$ 1,087,900

	2017-2018 Approved	2018-2019 Planning Yr.	2019-2020 Planning Yr.	2020-2021 Planning Yr.	2021-2022 Planning Yr.	Future Planning Yr.
Revenues by Funding Source						
Transfer from Stormwater Fund	\$ 2,060,000	\$ 3,002,000	\$ 2,410,200	\$ 2,080,000	\$ 2,418,900	\$ 1,087,900
Total	\$ 2,060,000	\$ 3,002,000	\$ 2,410,200	\$ 2,080,000	\$ 2,418,900	\$ 1,087,900

FY 2019 Stormwater Projects



City of Concord, North Carolina

Fiscal Year 2018-19 through 2022-23 Capital Improvement Plan

Section 1	CIP Title	Havencrest Court Culvert Replacement				Budget Unit #	7103		
Budget Unit	Stormwater Projects	Functional Area	Stormwater			Priority Rank	1		
Total CIP Cost	Total Appropriations to date	Budget Year 1 FY2018-19	Unappropriated Subsequent Years				Total Requested Funds	Type of CIP	
			Year 2 FY2019-20	Year 3 FY2020-21	Year 4 FY2021-22	Year 5 FY2022-23		<input checked="" type="checkbox"/> New <input checked="" type="checkbox"/> Replacement <input type="checkbox"/> Land/ROW Acq. Required	<input type="checkbox"/> Expansion <input type="checkbox"/> Renovation
1,123,000	849,000	274,000	0	0	0	0	274,000		

Section 2 **Description**

This culvert replacement and upsizing under Havencrest Court is to reduce flooding risk to neighborhood homes and replace aging infrastructure.

History, Status, or Impact if Delayed

Justification or Link to City Goals

This project is identified in the Coddle Creek Master Plan.

Section 3 **Capital Costs**

Activity	FY 2018-19	FY 2019-20	FY 2020-21	FY 2021-22	FY 2022-23	Future \$\$	Total
Construction	274,000	0	0	0	0	0	274,000
Total Capital Cost	274,000	0	0	0	0	0	274,000

Section 4 **New or Additional Impact on Operating Budget**

Type of Expenditure	FY 2018-19	FY 2019-20	FY 2020-21	FY 2021-22	FY 2022-23	Future \$\$	Total
---------------------	------------	------------	------------	------------	------------	-------------	-------

Total

Section 5 **Method(s) of Financing**

Funding Source(s)	FY 2018-19	FY 2019-20	FY 2020-21	FY 2021-22	FY 2022-23	Future \$\$	Total
Transfer From Stormwater	274,000	0	0	0	0	0	274,000
Total	274,000	0	0	0	0	0	274,000

Section 6 **Section 7**

Maps / Charts / Tables / Pictures

Comments for Other Depts.

City of Concord, North Carolina

Fiscal Year 2018-19 through 2022-23 Capital Improvement Plan

Section 1	CIP Title	Glen Eagles Lane Culvert Replacement				Budget Unit #	7103		
Budget Unit	Stormwater Projects	Functional Area	Stormwater			Priority Rank	2		
Total CIP Cost	Total Appropriations to date	Budget Year 1 FY2018-19	Unappropriated Subsequent Years				Total Requested Funds	Type of CIP	
			Year 2 FY2019-20	Year 3 FY2020-21	Year 4 FY2021-22	Year 5 FY2022-23		<input type="checkbox"/> New <input checked="" type="checkbox"/> Replacement <input type="checkbox"/> Land/ROW Acq. Required	<input type="checkbox"/> Expansion <input type="checkbox"/> Renovation
668,700	36,700	0	632,000	0	0	0	632,000		

Section 2 **Description**

This culvert replacement and upsizing under Glen Eagles Lane is to reduce flooding risk to neighborhood homes and replace aging infrastructure.

History, Status, or Impact if Delayed

Justification or Link to City Goals

This project is identified in the Rocky River Master Plan via the completed 2016 Stormwater Drainage Study.

Section 3 **Capital Costs**

Activity	FY 2018-19	FY 2019-20	FY 2020-21	FY 2021-22	FY 2022-23	Future \$\$	Total
Construction	0	632,000	0	0	0	0	632,000
Total Capital Cost	0	632,000	0	0	0	0	632,000

Section 4 **New or Additional Impact on Operating Budget**

Type of Expenditure	FY 2018-19	FY 2019-20	FY 2020-21	FY 2021-22	FY 2022-23	Future \$\$	Total
Total							

Section 5 **Method(s) of Financing**

Funding Source(s)	FY 2018-19	FY 2019-20	FY 2020-21	FY 2021-22	FY 2022-23	Future \$\$	Total
Transfer From Stormwater	0	632,000	0	0	0	0	632,000
Total	0	632,000	0	0	0	0	632,000

Section 6 **Section 7**

Maps / Charts / Tables / Pictures

Comments for Other Depts.

City of Concord, North Carolina

Fiscal Year 2018-19 through 2022-23 Capital Improvement Plan

Section 1	CIP Title	Chadbourne Avenue Culvert Replacement				Budget Unit #	7103		
Budget Unit	Stormwater Projects	Functional Area	Stormwater			Priority Rank	3		
Total CIP Cost	Total Appropriations to date	Budget Year 1 FY2018-19	Unappropriated Subsequent Years				Total Requested Funds	Type of CIP	
			Year 2 FY2019-20	Year 3 FY2020-21	Year 4 FY2021-22	Year 5 FY2022-23		<input type="checkbox"/> New <input checked="" type="checkbox"/> Replacement <input type="checkbox"/> Land/ROW Acq. Required	<input type="checkbox"/> Expansion <input type="checkbox"/> Renovation
1,572,500	690,500	882,000	0	0	0	0	882,000		

Section 2 **Description**

This culvert replacement and upsizing under Chadbourne Avenue (two locations) is to reduce flooding risk to neighborhood homes and replace aging infrastructure. The first culvert was replaced in 2017 and the second culvert is projected to be replaced in 2018 or 2019.

History, Status, or Impact if Delayed

Justification or Link to City Goals

This project is identified in the Irish Buffalo Creek Master Plan via the completed 2016 Stormwater Drainage Study.

Section 3 **Capital Costs**

Activity	FY 2018-19	FY 2019-20	FY 2020-21	FY 2021-22	FY 2022-23	Future \$\$	Total
Construction	882,000	0	0	0	0	0	882,000
Total Capital Cost	882,000	0	0	0	0	0	882,000

Section 4 **New or Additional Impact on Operating Budget**

Type of Expenditure	FY 2018-19	FY 2019-20	FY 2020-21	FY 2021-22	FY 2022-23	Future \$\$	Total
Total							

Section 5 **Method(s) of Financing**

Funding Source(s)	FY 2018-19	FY 2019-20	FY 2020-21	FY 2021-22	FY 2022-23	Future \$\$	Total
Transfer From Stormwater	882,000	0	0	0	0	0	882,000
Total	882,000	0	0	0	0	0	882,000

Section 6 **Section 7**
Comments for Other Depts.

Maps / Charts / Tables / Pictures

City of Concord, North Carolina

Fiscal Year 2018-19 through 2022-23 Capital Improvement Plan

Section 1	CIP Title	Chelwood Drive Culvert Replacement				Budget Unit #	7103		
Budget Unit	Stormwater Projects	Functional Area	Stormwater			Priority Rank	4		
Total CIP Cost	Total Appropriations to date	Budget Year 1 FY2018-19	Unappropriated Subsequent Years				Total Requested Funds	Type of CIP	
			Year 2 FY2019-20	Year 3 FY2020-21	Year 4 FY2021-22	Year 5 FY2022-23		<input checked="" type="checkbox"/> New <input checked="" type="checkbox"/> Replacement <input type="checkbox"/> Land/ROW Acq. Required	<input type="checkbox"/> Expansion <input type="checkbox"/> Renovation
2,347,488	1,443,488	904,000	0	0	0	0	904,000		

Section 2 Description

This culvert replacement and upsizing under Chelwood Drive (two locations) is to reduce flooding risk to neighborhood homes and replace aging infrastructure. The first culvert will be replaced in 2018 and the second culvert is projected to be replaced in 2019 or 2020.

History, Status, or Impact if Delayed

Justification or Link to City Goals

This project is identified in the Irish Buffalo Creek Master Plan via the completed 2016 Stormwater Drainage Study.

Section 3 Capital Costs

Activity	FY 2018-19	FY 2019-20	FY 2020-21	FY 2021-22	FY 2022-23	Future \$\$	Total
Construction	904,000	0	0	0	0	0	904,000
Total Capital Cost	904,000	0	0	0	0	0	904,000

Section 4 New or Additional Impact on Operating Budget

Type of Expenditure	FY 2018-19	FY 2019-20	FY 2020-21	FY 2021-22	FY 2022-23	Future \$\$	Total
Total							

Section 5 Method(s) of Financing

Funding Source(s)	FY 2018-19	FY 2019-20	FY 2020-21	FY 2021-22	FY 2022-23	Future \$\$	Total
Transfer From Stormwater	904,000	0	0	0	0	0	904,000
Total	904,000	0	0	0	0	0	904,000

Section 6 Maps / Charts / Tables / Pictures **Section 7** **Comments for Other Depts.**

City of Concord, North Carolina

Fiscal Year 2018-19 through 2022-23 Capital Improvement Plan

Section 1	CIP Title	Kerr Street Culvert Replacement				Budget Unit #	7103		
Budget Unit	Stormwater Projects	Functional Area	Stormwater			Priority Rank	5		
Total CIP Cost	Total Appropriations to date	Budget Year 1 FY2018-19	Unappropriated Subsequent Years				Total Requested Funds	Type of CIP	
			Year 2 FY2019-20	Year 3 FY2020-21	Year 4 FY2021-22	Year 5 FY2022-23		<input checked="" type="checkbox"/> New <input checked="" type="checkbox"/> Replacement <input type="checkbox"/> Land/ROW Acq. Required	<input type="checkbox"/> Expansion <input type="checkbox"/> Renovation
885,000	0	0	885,000	0	0	0	885,000		

Section 2 Description

This culvert replacement and upsizing under Kerr Street is to reduce flooding risk to neighborhood homes and replace aging infrastructure.

History, Status, or Impact if Delayed

Justification or Link to City Goals

This project is identified in the Irish Buffalo Creek Master Plan.

Section 3	Capital Costs						
Activity	FY 2018-19	FY 2019-20	FY 2020-21	FY 2021-22	FY 2022-23	Future \$\$	Total
Construction	0	885,000	0	0	0	0	885,000
Total Capital Cost	0	885,000	0	0	0	0	885,000

Section 4	New or Additional Impact on Operating Budget						
Type of Expenditure	FY 2018-19	FY 2019-20	FY 2020-21	FY 2021-22	FY 2022-23	Future \$\$	Total
Total							

Section 5	Method(s) of Financing						
Funding Source(s)	FY 2018-19	FY 2019-20	FY 2020-21	FY 2021-22	FY 2022-23	Future \$\$	Total
Transfer From Stormwater	0	885,000	0	0	0	0	885,000
Total	0	885,000	0	0	0	0	885,000

Section 6	Maps / Charts / Tables / Pictures	Section 7	Comments for Other Depts.
------------------	-----------------------------------	------------------	---------------------------

City of Concord, North Carolina

Fiscal Year 2018-19 through 2022-23 Capital Improvement Plan

Section 1	CIP Title	Brookwood Avenue Roadway Improvements				Budget Unit #	7103		
Budget Unit	Stormwater Projects	Functional Area	Stormwater			Priority Rank	6		
Total CIP Cost	Total Appropriations to date	Budget Year 1 FY2018-19	Unappropriated Subsequent Years				Total Requested Funds	Type of CIP	
			Year 2 FY2019-20	Year 3 FY2020-21	Year 4 FY2021-22	Year 5 FY2022-23		<input type="checkbox"/> New <input checked="" type="checkbox"/> Replacement <input type="checkbox"/> Land/ROW Acq. Required	<input type="checkbox"/> Expansion <input type="checkbox"/> Renovation
1,260,000	0	0	1,260,000	0	0	0	1,260,000		

Section 2 **Description**

This culvert replacement and upsizing under Brookwood Avenue at Hillandale Street is to reduce flooding risk to neighborhood homes and replace aging infrastructure.

History, Status, or Impact if Delayed

Justification or Link to City Goals

This project is identified in the Three Mile Branch Master Plan.

Section 3 **Capital Costs**

Activity	FY 2018-19	FY 2019-20	FY 2020-21	FY 2021-22	FY 2022-23	Future \$\$	Total
Construction	0	1,260,000	0	0	0	0	1,260,000
Total Capital Cost	0	1,260,000	0	0	0	0	1,260,000

Section 4 **New or Additional Impact on Operating Budget**

Type of Expenditure	FY 2018-19	FY 2019-20	FY 2020-21	FY 2021-22	FY 2022-23	Future \$\$	Total
Total							

Section 5 **Method(s) of Financing**

Funding Source(s)	FY 2018-19	FY 2019-20	FY 2020-21	FY 2021-22	FY 2022-23	Future \$\$	Total
Transfer From Stormwater	0	1,260,000	0	0	0	0	1,260,000
Total	0	1,260,000	0	0	0	0	1,260,000

Section 6 **Section 7**

Maps / Charts / Tables / Pictures

Comments for Other Depts.

City of Concord, North Carolina

Fiscal Year 2018-19 through 2022-23 Capital Improvement Plan

Section 1	CIP Title	Dylan Place Culvert Replacement Upper & Lower					Budget Unit #	7103
Budget Unit	Stormwater Projects	Functional Area	Stormwater				Priority Rank	7
Total CIP Cost	Total Appropriations to date	Budget Year 1 FY2018-19	Unappropriated Subsequent Years				Total Requested Funds	Type of CIP
			Year 2 FY2019-20	Year 3 FY2020-21	Year 4 FY2021-22	Year 5 FY2022-23		<input type="checkbox"/> New <input checked="" type="checkbox"/> Replacement <input type="checkbox"/> Land/ROW Acq. Required <input type="checkbox"/> Expansion <input type="checkbox"/> Renovation
1,423,000	0	0	131,000	1,292,000	0	0	1,423,000	

Section 2 Description

These culvert replacements and upsizings under Dylan Place in two locations is to reduce flooding risk to neighborhood homes and replace aging infrastructure.

History, Status, or Impact if Delayed

Justification or Link to City Goals

This project is identified in the Irish Buffalo Creek Master Plan.

Section 3 Capital Costs

Activity	FY 2018-19	FY 2019-20	FY 2020-21	FY 2021-22	FY 2022-23	Future \$\$	Total
Construction	0	0	1,292,000	0	0	0	1,292,000
Design & R/W Acquisition	0	131,000	0	0	0	0	131,000
Total Capital Cost	0	131,000	1,292,000	0	0	0	1,423,000

Section 4 New or Additional Impact on Operating Budget

Type of Expenditure	FY 2018-19	FY 2019-20	FY 2020-21	FY 2021-22	FY 2022-23	Future \$\$	Total
Total							

Section 5 Method(s) of Financing

Funding Source(s)	FY 2018-19	FY 2019-20	FY 2020-21	FY 2021-22	FY 2022-23	Future \$\$	Total
Transfer From Stormwater	0	131,000	1,292,000	0	0	0	1,423,000
Total	0	131,000	1,292,000	0	0	0	1,423,000

Section 6 Maps / Charts / Tables / Pictures **Section 7** Comments for Other Depts.

City of Concord, North Carolina

Fiscal Year 2018-19 through 2022-23 Capital Improvement Plan

Section 1	CIP Title	Duval Street Culvert Replacement				Budget Unit #	7103		
Budget Unit	Stormwater Projects	Functional Area	Stormwater			Priority Rank	8		
Total CIP Cost	Total Appropriations to date	Budget Year 1 FY2018-19	Unappropriated Subsequent Years				Total Requested Funds	Type of CIP	
			Year 2 FY2019-20	Year 3 FY2020-21	Year 4 FY2021-22	Year 5 FY2022-23		<input checked="" type="checkbox"/> New <input checked="" type="checkbox"/> Replacement <input type="checkbox"/> Land/ROW Acq. Required	<input type="checkbox"/> Expansion <input type="checkbox"/> Renovation
1,019,000	0	0	94,000	925,000	0	0	1,019,000		

Section 2 Description

This culvert replacement and upsizing under Duval Street is to reduce flooding risk to neighborhood homes and replace aging infrastructure.

History, Status, or Impact if Delayed

Justification or Link to City Goals

This project is identified in the Irish Buffalo Creek Master Plan.

Section 3 Capital Costs

Activity	FY 2018-19	FY 2019-20	FY 2020-21	FY 2021-22	FY 2022-23	Future \$\$	Total
Construction	0	0	925,000	0	0	0	925,000
Design & R/W Acquisition	0	94,000	0	0	0	0	94,000
Total Capital Cost	0	94,000	925,000	0	0	0	1,019,000

Section 4 New or Additional Impact on Operating Budget

Type of Expenditure	FY 2018-19	FY 2019-20	FY 2020-21	FY 2021-22	FY 2022-23	Future \$\$	Total
Total							

Section 5 Method(s) of Financing

Funding Source(s)	FY 2018-19	FY 2019-20	FY 2020-21	FY 2021-22	FY 2022-23	Future \$\$	Total
Transfer From Stormwater	0	94,000	925,000	0	0	0	1,019,000
Total	0	94,000	925,000	0	0	0	1,019,000

Section 6 Maps / Charts / Tables / Pictures **Section 7** Comments for Other Depts.

City of Concord, North Carolina

Fiscal Year 2018-19 through 2022-23 Capital Improvement Plan

Section 1	CIP Title	Farmwood Boulevard Culvert Replacement				Budget Unit #	7103		
Budget Unit	Stormwater Projects	Functional Area	Stormwater			Priority Rank	9		
Total CIP Cost	Total Appropriations to date	Budget Year 1 FY2018-19	Unappropriated Subsequent Years				Total Requested Funds	Type of CIP	
			Year 2 FY2019-20	Year 3 FY2020-21	Year 4 FY2021-22	Year 5 FY2022-23		<input checked="" type="checkbox"/> New <input checked="" type="checkbox"/> Replacement <input type="checkbox"/> Land/ROW Acq. Required	<input type="checkbox"/> Expansion <input type="checkbox"/> Renovation
987,000	0	0	0	91,000	896,000	0	987,000		

Section 2 Description

This culvert replacement and upsizing under Farmwood Boulevard is to reduce flooding risk to neighborhood homes and replace aging infrastructure.

History, Status, or Impact if Delayed

Justification or Link to City Goals

This project is identified in the Coddle Creek Master Plan.

Section 3 Capital Costs

Activity	FY 2018-19	FY 2019-20	FY 2020-21	FY 2021-22	FY 2022-23	Future \$\$	Total
Construction	0	0	0	896,000	0	0	896,000
Design & R/W Acquisition	0	0	91,000	0	0	0	91,000
Total Capital Cost	0	0	91,000	896,000	0	0	987,000

Section 4 New or Additional Impact on Operating Budget

Type of Expenditure	FY 2018-19	FY 2019-20	FY 2020-21	FY 2021-22	FY 2022-23	Future \$\$	Total
Total							

Section 5 Method(s) of Financing

Funding Source(s)	FY 2018-19	FY 2019-20	FY 2020-21	FY 2021-22	FY 2022-23	Future \$\$	Total
Transfer From Stormwater	0	0	91,000	896,000	0	0	987,000
Total	0	0	91,000	896,000	0	0	987,000

Section 6 Maps / Charts / Tables / Pictures **Section 7** Comments for Other Depts.

City of Concord, North Carolina

Fiscal Year 2018-19 through 2022-23 Capital Improvement Plan

Section 1	CIP Title	Bridlewood Drive Culvert Replacement					Budget Unit #	7103
Budget Unit	Stormwater Projects	Functional Area	Stormwater				Priority Rank	10
Total CIP Cost	Total Appropriations to date	Budget Year 1 FY2018-19	Unappropriated Subsequent Years				Total Requested Funds	Type of CIP
			Year 2 FY2019-20	Year 3 FY2020-21	Year 4 FY2021-22	Year 5 FY2022-23		<input type="checkbox"/> New <input checked="" type="checkbox"/> Replacement <input type="checkbox"/> Land/ROW Acq. Required <input type="checkbox"/> Expansion <input type="checkbox"/> Renovation
1,022,000	0	0	0	102,200	919,800	0	1,022,000	

Section 2 Description

This culvert replacement and upsizing under Bridlewood Drive is to reduce flooding risk to neighborhood homes and replace aging infrastructure.

History, Status, or Impact if Delayed

Justification or Link to City Goals

This project is identified in the Cold Water Creek Master Plan.

Section 3	Capital Costs						
Activity	FY 2018-19	FY 2019-20	FY 2020-21	FY 2021-22	FY 2022-23	Future \$\$	Total
Construction	0	0	0	919,800	0	0	919,800
Design & R/W Acquisition	0	0	102,200	0	0	0	102,200
Total Capital Cost	0	0	102,200	919,800	0	0	1,022,000

Section 4	New or Additional Impact on Operating Budget						
Type of Expenditure	FY 2018-19	FY 2019-20	FY 2020-21	FY 2021-22	FY 2022-23	Future \$\$	Total
Total							

Section 5	Method(s) of Financing						
Funding Source(s)	FY 2018-19	FY 2019-20	FY 2020-21	FY 2021-22	FY 2022-23	Future \$\$	Total
Transfer From Stormwater	0	0	102,200	919,800	0	0	1,022,000
Total	0	0	102,200	919,800	0	0	1,022,000

Section 6	Maps / Charts / Tables / Pictures	Section 7	Comments for Other Depts.
------------------	-----------------------------------	------------------	---------------------------

City of Concord, North Carolina

Fiscal Year 2018-19 through 2022-23 Capital Improvement Plan

Section 1	CIP Title	Miramar Culvert Replacements					Budget Unit #	7103
Budget Unit	Stormwater Projects	Functional Area	Stormwater				Priority Rank	11
Total CIP Cost	Total Appropriations to date	Budget Year 1 FY2018-19	Unappropriated Subsequent Years				Total Requested Funds	Type of CIP
			Year 2 FY2019-20	Year 3 FY2020-21	Year 4 FY2021-22	Year 5 FY2022-23		<input type="checkbox"/> New <input checked="" type="checkbox"/> Replacement <input type="checkbox"/> Land/ROW Acq. Required <input type="checkbox"/> Expansion <input type="checkbox"/> Renovation
1,124,000	0	0	0	0	112,400	1,011,600	1,124,000	

Section 2 Description

These culvert replacements and upsizings under Palaside Drive and Grandview Drive are to reduce flooding risk to neighborhood homes and replace aging infrastructure.

History, Status, or Impact if Delayed

Justification or Link to City Goals

These projects are identified in the Three Mile Branch Master Plan.

Section 3 Capital Costs

Activity	FY 2018-19	FY 2019-20	FY 2020-21	FY 2021-22	FY 2022-23	Future \$\$	Total
Construction	0	0	0	0	1,011,600	0	1,011,600
Design & R/W Acquisition	0	0	0	112,400	0	0	112,400
Total Capital Cost	0	0	0	112,400	1,011,600	0	1,124,000

Section 4 New or Additional Impact on Operating Budget

Type of Expenditure	FY 2018-19	FY 2019-20	FY 2020-21	FY 2021-22	FY 2022-23	Future \$\$	Total
Total							

Section 5 Method(s) of Financing

Funding Source(s)	FY 2018-19	FY 2019-20	FY 2020-21	FY 2021-22	FY 2022-23	Future \$\$	Total
Transfer From Stormwater	0	0	0	112,400	1,011,600	0	1,124,000
Total	0	0	0	112,400	1,011,600	0	1,124,000

Section 6 Maps / Charts / Tables / Pictures **Section 7 Comments for Other Depts.**

City of Concord, North Carolina

Fiscal Year 2018-19 through 2022-23 Capital Improvement Plan

Section 1	CIP Title	Morris Glen Drive Culvert Replacement					Budget Unit #	7103
Budget Unit	Stormwater Projects	Functional Area	Stormwater				Priority Rank	12
Total CIP Cost	Total Appropriations to date	Budget Year 1 FY2018-19	Unappropriated Subsequent Years				Total Requested Funds	Type of CIP
			Year 2 FY2019-20	Year 3 FY2020-21	Year 4 FY2021-22	Year 5 FY2022-23		<input type="checkbox"/> New <input checked="" type="checkbox"/> Replacement <input type="checkbox"/> Land/ROW Acq. Required <input type="checkbox"/> Expansion <input type="checkbox"/> Renovation
406,000	0	0	0	0	40,600	365,400	406,000	

Section 2 Description

This culvert replacement and upsizing under Morris Glen Drive is to reduce flooding risk to neighborhood homes and replace aging infrastructure.

History, Status, or Impact if Delayed

Justification or Link to City Goals

This project is identified in the Rocky River Master Plan via the completed 2016 Stormwater Drainage Study.

Section 3 Capital Costs

Activity	FY 2018-19	FY 2019-20	FY 2020-21	FY 2021-22	FY 2022-23	Future \$\$	Total
Construction	0	0	0	0	365,400	0	365,400
Design & R/W Acquisition	0	0	0	40,600	0	0	40,600
Total Capital Cost	0	0	0	40,600	365,400	0	406,000

Section 4 New or Additional Impact on Operating Budget

Type of Expenditure	FY 2018-19	FY 2019-20	FY 2020-21	FY 2021-22	FY 2022-23	Future \$\$	Total
Total							

Section 5 Method(s) of Financing

Funding Source(s)	FY 2018-19	FY 2019-20	FY 2020-21	FY 2021-22	FY 2022-23	Future \$\$	Total
Transfer From Stormwater	0	0	0	40,600	365,400	0	406,000
Total	0	0	0	40,600	365,400	0	406,000

Section 6 Maps / Charts / Tables / Pictures **Section 7** Comments for Other Depts.

City of Concord, North Carolina

Fiscal Year 2018-19 through 2022-23 Capital Improvement Plan

Section 1	CIP Title	Yvonne Drive Culvert Replacements				Budget Unit #	7103		
Budget Unit	Stormwater Projects	Functional Area	Stormwater			Priority Rank	13		
Total CIP Cost	Total Appropriations to date	Budget Year 1 FY2018-19	Unappropriated Subsequent Years				Total Requested Funds	Type of CIP	
			Year 2 FY2019-20	Year 3 FY2020-21	Year 4 FY2021-22	Year 5 FY2022-23		<input type="checkbox"/> New	<input type="checkbox"/> Expansion
							<input checked="" type="checkbox"/> Replacement	<input type="checkbox"/> Renovation	
			Land/ROW Acq. Required						
1,112,000	0	0	0	0	111,200	1,000,800	1,112,000		

Section 2 **Description**

These culvert replacements and upsizings under Yvonne Drive and the general vicinity are to reduce flooding risk to neighborhood homes and replace aging infrastructure.

History, Status, or Impact if Delayed

Justification or Link to City Goals

This project is identified in the Rocky River Master Plan via the completed 2016 Stormwater Drainage Study.

Section 3 **Capital Costs**

Activity	FY 2018-19	FY 2019-20	FY 2020-21	FY 2021-22	FY 2022-23	Future \$\$	Total
Construction	0	0	0	0	1,000,800	0	1,000,800
Design & R/W Acquisition	0	0	0	111,200	0	0	111,200
Total Capital Cost	0	0	0	111,200	1,000,800	0	1,112,000

Section 4 **New or Additional Impact on Operating Budget**

Type of Expenditure	FY 2018-19	FY 2019-20	FY 2020-21	FY 2021-22	FY 2022-23	Future \$\$	Total
Total							

Section 5 **Method(s) of Financing**

Funding Source(s)	FY 2018-19	FY 2019-20	FY 2020-21	FY 2021-22	FY 2022-23	Future \$\$	Total
Transfer From Stormwater	0	0	0	111,200	1,000,800	0	1,112,000
Total	0	0	0	111,200	1,000,800	0	1,112,000

Section 6 **Section 7**

Maps / Charts / Tables / Pictures

Comments for Other Depts.

City of Concord, North Carolina

Fiscal Year 2018-19 through 2022-23 Capital Improvement Plan

Section 1	CIP Title	Spring Street Culvert Replacement				Budget Unit #	7103		
Budget Unit	Stormwater Projects	Functional Area	Stormwater			Priority Rank	14		
Total CIP Cost	Total Appropriations to date	Budget Year 1 FY2018-19	Unappropriated Subsequent Years				Total Requested Funds	Type of CIP	
			Year 2 FY2019-20	Year 3 FY2020-21	Year 4 FY2021-22	Year 5 FY2022-23		<input checked="" type="checkbox"/> New <input checked="" type="checkbox"/> Replacement <input type="checkbox"/> Land/ROW Acq. Required	<input type="checkbox"/> Expansion <input type="checkbox"/> Renovation
411,000	0	0	0	0	0	41,100	411,000		

Section 2 Description

This culvert replacement and upsizing under Spring Street is to reduce flooding risk to neighborhood homes and replace aging infrastructure.

History, Status, or Impact if Delayed

Justification or Link to City Goals

This project is identified in the Irish Buffalo Creek Master Plan.

Section 3 Capital Costs

Activity	FY 2018-19	FY 2019-20	FY 2020-21	FY 2021-22	FY 2022-23	Future \$\$	Total
Construction	0	0	0	0	0	369,900	369,900
Design & R/W Acquisition	0	0	0	0	41,100	0	41,100
Total Capital Cost	0	0	0	0	41,100	369,900	411,000

Section 4 New or Additional Impact on Operating Budget

Type of Expenditure	FY 2018-19	FY 2019-20	FY 2020-21	FY 2021-22	FY 2022-23	Future \$\$	Total
---------------------	------------	------------	------------	------------	------------	-------------	-------

Total

Section 5 Method(s) of Financing

Funding Source(s)	FY 2018-19	FY 2019-20	FY 2020-21	FY 2021-22	FY 2022-23	Future \$\$	Total
Transfer From Stormwater	0	0	0	0	41,100	369,900	411,000
Total	0	0	0	0	41,100	369,900	411,000

Section 6 Maps / Charts / Tables / Pictures **Section 7** Comments for Other Depts.

City of Concord, North Carolina

Fiscal Year 2018-19 through 2022-23 Capital Improvement Plan

Section 1	CIP Title	Glenwood Drive Culvert Replacement				Budget Unit #	7103		
Budget Unit	Stormwater Projects	Functional Area	Stormwater			Priority Rank	15		
Total CIP Cost	Total Appropriations to date	Budget Year 1 FY2018-19	Unappropriated Subsequent Years				Total Requested Funds	Type of CIP	
			Year 2 FY2019-20	Year 3 FY2020-21	Year 4 FY2021-22	Year 5 FY2022-23		<input checked="" type="checkbox"/> New <input checked="" type="checkbox"/> Replacement <input type="checkbox"/> Land/ROW Acq. Required	<input type="checkbox"/> Expansion <input type="checkbox"/> Renovation
718,000	0	0	0	0	0	0	718,000		

Section 2 **Description**

This culvert replacement and upsizing under Glenwood Drive is to reduce flooding risk to neighborhood homes and replace aging infrastructure.

History, Status, or Impact if Delayed

Justification or Link to City Goals

This project is identified in the Irish Buffalo Creek Master Plan.

Section 3 **Capital Costs**

Activity	FY 2018-19	FY 2019-20	FY 2020-21	FY 2021-22	FY 2022-23	Future \$\$	Total
Construction	0	0	0	0	0	718,000	718,000
Total Capital Cost	0	0	0	0	0	718,000	718,000

Section 4 **New or Additional Impact on Operating Budget**

Type of Expenditure	FY 2018-19	FY 2019-20	FY 2020-21	FY 2021-22	FY 2022-23	Future \$\$	Total
---------------------	------------	------------	------------	------------	------------	-------------	-------

Total

Section 5 **Method(s) of Financing**

Funding Source(s)	FY 2018-19	FY 2019-20	FY 2020-21	FY 2021-22	FY 2022-23	Future \$\$	Total
Transfer from Stormwater	0	0	0	0	0	718,000	718,000
Total	0	0	0	0	0	718,000	718,000

Section 6 **Section 7**

Maps / Charts / Tables / Pictures

Comments for Other Depts.

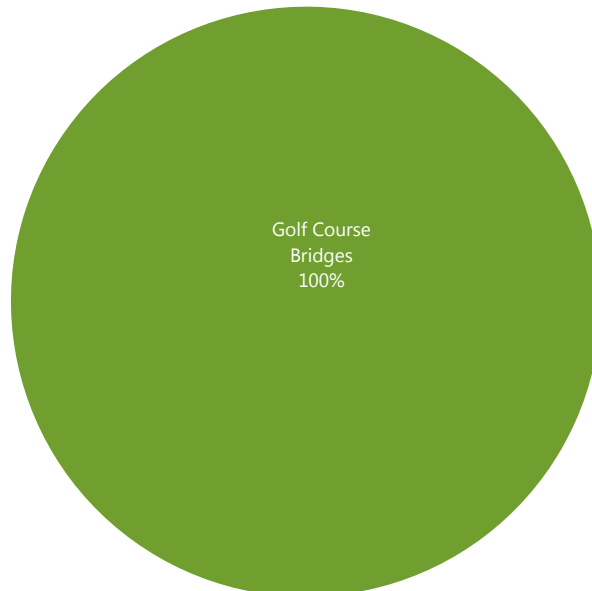
Fund 475: Rocky River Golf Course Capital Projects

Rocky River Golf Course projects are accounted for using this fund. It is comprised of the Golf Course budget unit.

	2018-2019 Approved	2019-2020 Planning Yr.	2020-2021 Planning Yr.	2021-2022 Planning Yr.	2022-2023 Planning Yr.	Future Planning Yr.
Expenses By Project						
Restroom Facility Construction	\$ -	\$ 155,000	\$ -	\$ -	\$ -	\$ -
Range Netting	\$ -	\$ 100,000	\$ -	\$ -	\$ -	\$ -
Golf Course Bridges	\$ 75,000	\$ 75,000	\$ -	\$ -	\$ -	\$ -
Fairway Bunkers	\$ -	\$ -	\$ 125,000	\$ -	\$ -	\$ -
Total	\$ 75,000	\$ 330,000	\$ 125,000	\$ -	\$ -	\$ -

	2018-2019 Approved	2019-2020 Planning Yr.	2020-2021 Planning Yr.	2021-2022 Planning Yr.	2022-2023 Planning Yr.	Future Planning Yr.
Revenues by Funding Source						
Transfer From General Fund	\$ 75,000	\$ 330,000	\$ 125,000	\$ -	\$ -	\$ -
Total	\$ 75,000	\$ 330,000	\$ 125,000	\$ -	\$ -	\$ -

FY 2019 Rocky River Golf Course Capital Project



City of Concord, North Carolina

Fiscal Year 2018-19 through 2022-23 Capital Improvement Plan

Section 1	CIP Title	Restroom Facility Construction				Budget Unit #	7550		
Budget Unit	Golf Projects	Functional Area	Golf Course			Priority Rank	1		
Total CIP Cost	Total Appropriations to date	Budget Year 1 FY2018-19	Unappropriated Subsequent Years				Total Requested Funds	Type of CIP	
			Year 2 FY2019-20	Year 3 FY2020-21	Year 4 FY2021-22	Year 5 FY2022-23		<input checked="" type="checkbox"/> New	<input type="checkbox"/> Expansion
							<input type="checkbox"/> Replacement	<input type="checkbox"/> Renovation	
			Land/ROW Acq. Required						
155,000	0	0	155,000	0	0	0	155,000		

Section 2 Description

Construction of a restroom facility by the tee for Hole #13.

History, Status, or Impact if Delayed

Justification or Link to City Goals

On course restroom building is a customer service improvement and is a frequent request by players.

Section 3 Capital Costs

Activity	FY 2018-19	FY 2019-20	FY 2020-21	FY 2021-22	FY 2022-23	Future \$\$	Total
Building/Construction	0	125,000	0	0	0	0	125,000
Clear/Grade/Site Prep	0	15,000	0	0	0	0	15,000
Engineering/Architectural Service	0	15,000	0	0	0	0	15,000
Total Capital Cost	0	155,000	0	0	0	0	155,000

Section 4 New or Additional Impact on Operating Budget

Type of Expenditure	FY 2018-19	FY 2019-20	FY 2020-21	FY 2021-22	FY 2022-23	Future \$\$	Total
Total							

Section 5 Method(s) of Financing

Funding Source(s)	FY 2018-19	FY 2019-20	FY 2020-21	FY 2021-22	FY 2022-23	Future \$\$	Total
Transfer from General Fund	0	155,000	0	0	0	0	155,000
Total	0	155,000	0	0	0	0	155,000

Section 6 Maps / Charts / Tables / Pictures **Section 7** Comments for Other Depts.

City of Concord, North Carolina

Fiscal Year 2018-19 through 2022-23 Capital Improvement Plan

Section 1	CIP Title	Range Netting				Budget Unit #	7550		
Budget Unit	Golf Projects	Functional Area	Golf Course			Priority Rank	2		
Total CIP Cost	Total Appropriations to date	Budget Year 1 FY2018-19	Unappropriated Subsequent Years				Total Requested Funds	Type of CIP	
			Year 2 FY2019-20	Year 3 FY2020-21	Year 4 FY2021-22	Year 5 FY2022-23		<input type="checkbox"/> New <input checked="" type="checkbox"/> Replacement <input type="checkbox"/> Land/ROW Acq. Required	<input type="checkbox"/> Expansion <input type="checkbox"/> Renovation
100,000	0	0	100,000	0	0	0	100,000		

Section 2 Description

Replacement of range netting.

History, Status, or Impact if Delayed

Justification or Link to City Goals

Range netting is a safety issue and an operational improvement so that range balls aren't lost.

Section 3 Capital Costs

Activity	FY 2018-19	FY 2019-20	FY 2020-21	FY 2021-22	FY 2022-23	Future \$\$	Total
Range Netting	0	100,000	0	0	0	0	100,000
Total Capital Cost	0	100,000	0	0	0	0	100,000

Section 4 New or Additional Impact on Operating Budget

Type of Expenditure	FY 2018-19	FY 2019-20	FY 2020-21	FY 2021-22	FY 2022-23	Future \$\$	Total
Total							

Section 5 Method(s) of Financing

Funding Source(s)	FY 2018-19	FY 2019-20	FY 2020-21	FY 2021-22	FY 2022-23	Future \$\$	Total
Transfer from General Fund	0	100,000	0	0	0	0	100,000
Total	0	100,000	0	0	0	0	100,000

Section 6 Maps / Charts / Tables / Pictures **Section 7** Comments for Other Depts.

City of Concord, North Carolina

Fiscal Year 2018-19 through 2022-23 Capital Improvement Plan

Section 1	CIP Title	Golf Course Bridges					Budget Unit #	7550
Budget Unit	Golf Projects	Functional Area	Golf Course				Priority Rank	3
Total CIP Cost	Total Appropriations to date	Budget Year 1 FY2018-19	Unappropriated Subsequent Years				Total Requested Funds	Type of CIP
			Year 2 FY2019-20	Year 3 FY2020-21	Year 4 FY2021-22	Year 5 FY2022-23		<input type="checkbox"/> New <input checked="" type="checkbox"/> Replacement <input type="checkbox"/> Land/ROW Acq. Required <input type="checkbox"/> Expansion <input type="checkbox"/> Renovation
150,000	0	75,000	75,000	0	0	0	150,000	

Section 2 Description

Bridges on the golf course are in need of replacement.

History, Status, or Impact if Delayed

Bridge replacement is needed as a failure could result in an accident.

Justification or Link to City Goals

Bridge repairs/replacement are a safety issue and will be over 20 years old in September 2017.

Section 3 Capital Costs

Activity	FY 2018-19	FY 2019-20	FY 2020-21	FY 2021-22	FY 2022-23	Future \$\$	Total
Building/Utility Construction	55,000	65,000	0	0	0	0	120,000
Clear/Grade/Site Prep	10,000	10,000	0	0	0	0	20,000
Engineering	10,000	0	0	0	0	0	10,000
Total Capital Cost	75,000	75,000	0	0	0	0	150,000

Section 4 New or Additional Impact on Operating Budget

Type of Expenditure	FY 2018-19	FY 2019-20	FY 2020-21	FY 2021-22	FY 2022-23	Future \$\$	Total
Total							

Section 5 Method(s) of Financing

Funding Source(s)	FY 2018-19	FY 2019-20	FY 2020-21	FY 2021-22	FY 2022-23	Future \$\$	Total
Transfer from General Fund	75,000	75,000	0	0	0	0	150,000
Total	75,000	75,000	0	0	0	0	150,000

Section 6 Maps / Charts / Tables / Pictures **Section 7** Comments for Other Depts.

City of Concord, North Carolina

Fiscal Year 2018-19 through 2022-23 Capital Improvement Plan

Section 1	CIP Title	Fairway Bunkers				Budget Unit #	7550		
Budget Unit	Golf Projects	Functional Area				Priority Rank	4		
Total CIP Cost	Total Appropriations to date	Budget Year 1 FY2018-19	Unappropriated Subsequent Years				Total Requested Funds	Type of CIP	
			Year 2 FY2019-20	Year 3 FY2020-21	Year 4 FY2021-22	Year 5 FY2022-23		<input type="checkbox"/> New	<input type="checkbox"/> Expansion
							<input checked="" type="checkbox"/> Replacement	<input type="checkbox"/> Renovation	
							<input type="checkbox"/> Land/ROW Acq. Required		
125,000	0	0	0	125,000	0	0	125,000		

Section 2 **Description**

Fairway bunkers on the course need improved drainage and some can be removed. This project will complete course-wide bunker renovations, as the greenside bunkers were completed in Phase 1 in 2016.

History, Status, or Impact if Delayed

Fairway bunkers will be upgraded to match the work done on the greens and the greenside bunkers to keep the course as one of the best public facilities in North Carolina.

Justification or Link to City Goals

This will be the first restoration of these bunkers since the course opened in 1997.

Section 3 **Capital Costs**

Activity	FY 2018-19	FY 2019-20	FY 2020-21	FY 2021-22	FY 2022-23	Future \$\$	Total
Building/Construction	0	0	100,000	0	0	0	100,000
Clear/Grade/Site Prep	0	0	15,000	0	0	0	15,000
Engineering/Design	0	0	10,000	0	0	0	10,000
Total Capital Cost	0	0	125,000	0	0	0	125,000

Section 4 **New or Additional Impact on Operating Budget**

Type of Expenditure	FY 2018-19	FY 2019-20	FY 2020-21	FY 2021-22	FY 2022-23	Future \$\$	Total
Total							

Section 5 **Method(s) of Financing**

Funding Source(s)	FY 2018-19	FY 2019-20	FY 2020-21	FY 2021-22	FY 2022-23	Future \$\$	Total
Transfer from General Fund	0	0	125,000	0	0	0	125,000
Total	0	0	125,000	0	0	0	125,000

Section 6 **Section 7**

Maps / Charts / Tables / Pictures

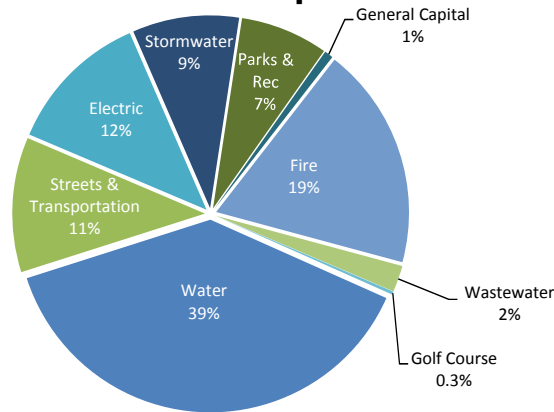
Comments for Other Depts.

Year 1 & In-Progress Projects

Year 1 CIP Expenditures

By Fund	Project Costs
Parks & Recreation Projects	\$ 2,158,000
Wastewater Projects	\$ 650,000
Streets & Transportation Projects	\$ 3,324,272
Fire Projects	\$ 5,497,445
Water Projects	\$ 11,299,000
General Projects	\$ 217,000
Electric Projects	\$ 3,550,000
Stormwater Projects	\$ 2,635,000
Golf Course Projects	\$ 75,000
Total Expenditures	\$ 29,405,717

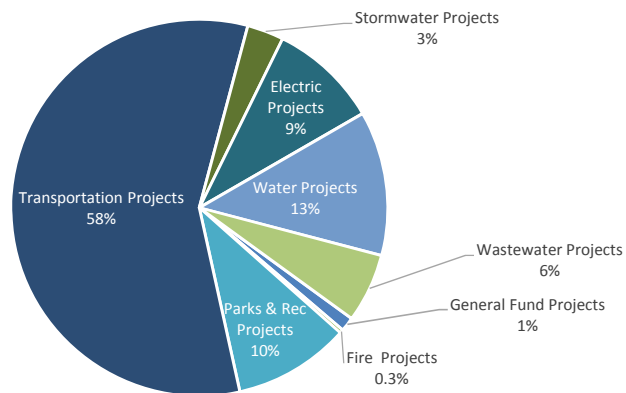
FY19 Year 1 CIP Expenditures



In-Progress CIP Expenditures

By Project Fund	Project Costs
General Fund Projects	\$ 600,000
Fire Projects	\$ 151,000
Parks & Recreation Projects	\$ 4,820,642
Transportation Projects	\$ 27,808,459
Stormwater Projects	\$ 1,522,805
Electric Projects	\$ 4,523,000
Water Projects	\$ 5,990,000
Wastewater Projects	\$ 2,860,000
Total Expenditures	\$ 48,275,906

In-Progress CIP Expenditures



First Year CIP Project Detail

The boxes below provide summary detail for CIP projects scheduled for funding in year 1, or FY 2019, of the CIP. For additional description and cost information, please see each project's individual page in the City's FY 2019-2023 Capital Improvement Plan.

Parks & Recreation Capital Projects	
Three Mile Branch Stream Restoration	\$180,000
Restoration and major repairs to Three Mile Branch near the playground area.	
<i>Total Capital Cost</i>	\$210,000
<i>Total Operating Cost</i>	\$0
<i>Funding Source(s)</i>	Transfer from General Fund

Parks & Recreation Capital Projects	
Coddle Creek Greenway, Phases 1 & 2	\$88,000
Greenway development to eventually connect Weddington Rd to Highway 29.	
<i>Total Capital Cost</i>	\$2,250,000
<i>Total Operating Cost</i>	\$0
<i>Funding Source(s)</i>	General Fund Transfer, Operating Revenue

Parks & Recreation Capital Projects	
McEachern Greenway - Hospital Phase	\$20,000
A 1.5 mile natural surface trail loop connecting Burrage Road to CMC-NE.	
<i>Total Capital Cost</i>	\$110,000
<i>Total Operating Cost</i>	\$0
<i>Funding Source(s)</i>	Transfer from General Fund

Parks & Recreation Capital Projects	
Hector H Henry II Greenway - Cannon Crossing Phase	\$60,000
A 1.75 mile long section of greenway connecting the Moss Creek development to Poplar Tent Road.	
<i>Total Capital Cost</i>	\$2,460,000
<i>Total Operating Cost</i>	\$52,000
<i>Funding Source(s)</i>	Transfer from General Fund, Op Rev.

Wastewater Capital Projects	
Wilshire Ave to Sedgfield St Sewer Replacement	\$285,000
Replacement of 2,260 feet of existing 12" diameter gravity sewer line along Wilshire Ave with a 18" line.	
<i>Total Capital Cost</i>	\$1,415,000
<i>Total Operating Cost</i>	\$0
<i>Funding Source(s)</i>	Transfer from Wastewater

How to read the summary information:

- ← Department
- ← Project title and FY19 cost
- ← Project description
- ← Total cost of capital project
- ← Total impact on operating budget
- ← Project's funding sources

Parks & Recreation Capital Projects	
Northwest Park Development	\$1,700,000
Development of a community park to address needs in the NW as identified in the Parks & Rec Master Plan	
<i>Total Capital Cost</i>	\$8,705,031
<i>Total Operating Cost</i>	\$37,000
<i>Funding Source(s)</i>	Capital Reserve, Operating Revenue

Parks & Recreation Capital Projects	
Open Air Learning Center	\$110,000
Construction of an outdoor learning center at the Burrage Road House to address needs identified in the Parks & Rec Master Plan.	
<i>Total Capital Cost</i>	\$110,000
<i>Total Operating Cost</i>	\$0
<i>Funding Source(s)</i>	Transfer from General Fund

Wastewater Capital Projects	
Lincoln Street Sewer Outfall to Broad Drive	\$365,000
Replacement of 3,170 feet of existing gravity sewer line with 15" line.	
<i>Total Capital Cost</i>	\$1,713,000
<i>Total Operating Cost</i>	\$0
<i>Funding Source(s)</i>	Transfer from Wastewater

Transportation Capital Projects	
Downtown Signal Replacement	\$440,000
Replace traffic signal mast arms at Union St and Cabarrus Ave/ Union St and Corban Ave.	
<i>Total Capital Cost</i>	\$440,000
<i>Total Operating Cost</i>	\$0
<i>Funding Source(s)</i>	\$5 Vehicle Fees Transfer from General Fund

Transportation Capital Projects	
Infrastructure Projects - Pedestrian Impv. Sidewalks	\$150,000
Construct new City sidewalks and associated infrastructure to expand the existing pedestrian system.	
<i>Total Capital Cost</i>	\$750,000
<i>Total Operating Cost</i>	\$0
<i>Funding Source(s)</i>	\$5 Vehicle Fees

Transportation Capital Projects	
Brookwood Ave NE Corridor Enhancement	\$1,211,843
Street improvements to Brookwood Ave NE between Burrage Rd NE and Church Street N, per 2006-2007 Brookwood Corridor Study.	
<i>Total Capital Cost</i>	\$8,002,400
<i>Total Operating Cost</i>	\$0
<i>Funding Source(s)</i>	Transfer from General Fund

Transportation Capital Projects	
Bruton Smith Blvd at Weddington Rd NW	\$182,099
Contract an additional eastbound right turn lane and extend the eastbound dual left turn lanes on Bruton Smith Boulevard at Weddington Road.	
<i>Total Capital Cost</i>	\$182,099
<i>Total Operating Cost</i>	\$0
<i>Funding Source(s)</i>	Transfer from General Fund, CMAQ

Transportation Capital Projects	
Downtown Pedestrian Signal Upgrade	\$242,000
Retrofit the City of Concord's Downtown district Traffic Signals with Countdown Pedestrian Signals and Push Buttons.	
<i>Total Capital Cost</i>	\$312,000
<i>Total Operating Cost</i>	\$0
<i>Funding Source(s)</i>	Transfer from General Fund, TAP Funds

Transportation Capital Projects	
Dorland Ave Realignment Phase II	\$200,000
To complete the realignment of Dorland Ave from Kerr St., NW to Crowell Dr., SW, adjacent to Baber-Scotia College.	
<i>Total Capital Cost</i>	\$975,000
<i>Total Operating Cost</i>	\$0
<i>Funding Source(s)</i>	Transfer from General Fund

Water Capital Projects	
US29 Water Tank	\$550,000
Design and construct a new elevated water storage tank along US Hwy 29 near the Cabarrus Ave intersection.	
<i>Total Capital Cost</i>	\$5,550,000
<i>Total Operating Cost</i>	\$0
<i>Funding Source(s)</i>	Transfer from Water

Transportation Capital Projects	
Concord Mills Flyover	\$63,330
20% Grant Match for the construction of a left-turn flyover from Concord Mills Blvd to Gate 5 of Concord Mills Mall.	
<i>Total Capital Cost</i>	\$1,563,330
<i>Total Operating Cost</i>	\$0
<i>Funding Source(s)</i>	Transfer from General Fund

Transportation Capital Projects	
US 601 at Flowes Store Rd Improvements	\$185,000
Construct an additional lane and sidewalk along US 601, traveling from the intersection at Flowes Store Rd/Miami Church Rd to east of the intersection at 7inn	
<i>Total Capital Cost</i>	\$2,361,469
<i>Total Operating Cost</i>	\$0
<i>Funding Source(s)</i>	Transfer from General Fund, CMAQ

Transportation Capital Projects	
Union St. South Sidewalk Extension	\$400,000
Construct sidewalk along Union St., S from Tulip Ave SW to NC 3 (Union St S) and continue to Cumberland Ct SW.	
<i>Total Capital Cost</i>	\$410,000
<i>Total Operating Cost</i>	\$0
<i>Funding Source(s)</i>	Transfer from General Fund, TAP Funds

Transportation Capital Projects	
I-85 Branding Project	\$250,000
Participate in the construction of gateway monuments at certain interchanges of I-85 and corridors into Concord.	
<i>Total Capital Cost</i>	\$250,000
<i>Total Operating Cost</i>	\$0
<i>Funding Source(s)</i>	Transfer from General Fund

Water Capital Projects	
George Liles Blvd 24" Water Line Phase 3	\$270,000
Provide a new 24" water line from Weddington Road to Roberta Road as part of the NCDOT Westside Bypass Project.	
<i>Total Capital Cost</i>	\$2,047,621
<i>Total Operating Cost</i>	\$0
<i>Funding Source(s)</i>	Transfer from Water

Water Capital Projects	
Poplar Tent Road 24" Water Line Extension	\$3,143,000
Design of a new 24" water line along Poplar Tent Rd from International Drive to Eva Drive.	
<i>Total Capital Cost</i>	\$3,475,000
<i>Total Operating Cost</i>	\$0
<i>Funding Source(s)</i>	Transfer from Water

Water Capital Projects	
Pitts School Road 24" Water Line Extension	\$1,189,000
vide a new 24" water line along Pitts School Road from Belt Road to Weddington Road as part of a water system improvement.	
Total Capital Cost	\$1,326,000
Total Operating Cost	\$0
Funding Source(s)	Transfer from Water

Water Capital Projects	
Corban Avenue Pump Station Rehabilitation	\$133,000
Design and replace existing water pumps at the Corban Ave pump station.	
Total Capital Cost	\$270,000
Total Operating Cost	\$0
Funding Source(s)	Transfer from Water

Water Capital Projects	
Roberta Rd 8" Waterline Replacement	\$35,000
Provide a new 8" water line along Roberta Road from Blackwelder Road to Pitts School Road as part of a water system improvement.	
Total Capital Cost	\$760,000
Total Operating Cost	\$0
Funding Source(s)	Transfer from Water

General Capital Projects	
Rutherford & West Concord Cemetery Expansion	\$67,000
Develop remaining property at Rutherford and West Concord cemeteries to increase the number of available plots.	
Total Capital Cost	\$665,359
Total Operating Cost	\$0
Funding Source(s)	Transfer from the General Fund

Electric Capital Projects	
New Delivery #4 & 100 kV Phase 1	\$1,000,000
A 3.5 mile a 100kV Interconnect line to integrate this Delivery Point with the existing 100 kV infrastructure. This project will also include a 100-44 kvstep down transformer to eliminate Duke's Delivery #2.	
Total Capital Cost	\$7,699,912
Total Operating Cost	\$0
Funding Source(s)	Transfer from Electric

Electric Capital Projects	
Construction of Sub N at Copperfield Blvd	\$350,000
This project will provide additional 100KV/12.4KV distribution substation to handle growing capacity needs in the City's Northeast service area and enhance the integrity of our electric service.	
Total Capital Cost	\$3,710,000
Total Operating Cost	\$0
Funding Source(s)	Transfer from Electric

Water Capital Projects	
NC Highway 49 30" Water Line Extension	\$5,279,000
Design of new 30" water line along NC Highway 49 from Erickson Court to Atando Rd.	
Total Capital Cost	\$6,032,000
Total Operating Cost	\$0
Funding Source(s)	Transfer from Water

Water Capital Projects	
Hillgrove WTP Emergency Generator	\$600,000
This project will replace the current emergency generator at the Hillgrove WTP.	
Total Capital Cost	\$600,000
Total Operating Cost	\$0
Funding Source(s)	Transfer from Water

Water Capital Projects	
TRS for Midland and Mt. Pleasant Tanks	\$100,000
This project includes a Trihalomethane (THM) Reduction System (TRS) which is a spray system designed to reduce the amount of THMs in the finished water.	
Total Capital Cost	\$200,000
Total Operating Cost	\$0
Funding Source(s)	Transfer from Water

General Capital Projects	
Fiber Network Extension	\$150,000
Fiber network extension providing high bandwidth connectivity for data, video, telephone and SCADA needs for various city departments.	
<i>Expected Completion: Ongoing</i>	
Total Capital Cost	-
Total Operating Cost	-
Funding Source(s)	Transfer from Various City Funds

Electric Capital Projects	
New Delivery #4 & 100 kV Phase 2	\$1,000,000
This project consists of construction of a 100 KV dual bay 6 circuit electric substation, on the same site that houses Delivery #4.	
Total Capital Cost	\$3,645,254
Total Operating Cost	\$0
Funding Source(s)	Transfer from Electric

Electric Capital Projects	
Large Truck/Equipment Shed	\$1,200,000
Additional Large truck/Equipment covered shed located at Brown Operations.	
Total Capital Cost	\$1,300,000
Total Operating Cost	\$0
Funding Source(s)	Transfer from Electric

Stormwater Capital Projects	
Havencrest Court Culvert Replacement	\$849,000
Replace and upsize culvert at Havencrest Court.	
<i>Total Capital Cost</i>	\$1,392,000
<i>Total Operating Cost</i>	\$0
<i>Funding Source(s)</i>	Transfer from Stormwater

Stormwater Capital Projects	
Chadbourne Ave Culvert	\$882,000
Replacement and upsizing of culvert at Chadborne Avenue.	
<i>Total Capital Cost</i>	\$1,572,500
<i>Total Operating Cost</i>	\$0
<i>Funding Source(s)</i>	Transfer from Stormwater

Stormwater Capital Projects	
Chelwood Drive Culvert Replacement	\$904,000
Replacement and upsizing of culvert at Chelwood Drive.	
<i>Total Capital Cost</i>	\$2,347,488
<i>Total Operating Cost</i>	\$0
<i>Funding Source(s)</i>	Transfer from Stormwater

Golf Course Capital Projects	
Golf Course Bridges	\$75,000
Bridges on the golf course are in need of replacement.	
<i>Total Capital Cost</i>	\$150,000
<i>Total Operating Cost</i>	\$0
<i>Funding Source(s)</i>	Transfer from General Fund

Fire Capital Projects	
Fire Station #10 Permanent Station	\$5,147,445
Preliminary design, engineering, and architecture design for a permanent station to replace the temporary building currently on site.	
<i>Total Capital Cost</i>	\$5,467,366
<i>Total Operating Cost</i>	\$0
<i>Funding Source(s)</i>	Capital Reserve

Fire Capital Projects	
Fire Station #12	\$350,000
Preliminary design, engineering, and architectural work for a new station in the Roberta Rd/Roberta Church Rd area.	
<i>Total Capital Cost</i>	\$6,090,000
<i>Total Operating Cost</i>	\$0
<i>Funding Source(s)</i>	Transfer from General Fund, Capital Res.

In-Progress CIP Project Detail

The boxes below provide summary detail of CIPs that were approved in prior fiscal years, did not receive additional funding in FY19, are currently in progress, and are not yet completed.

How to read the summary information:

- ← Department or Project Fund
- ← Project title
- ← Project description
- ← Fiscal years of project approval and completion
- ← Total cost of capital project
- ← Total 5-yr impact on operating budget
- ← Project's funding sources

Transportation Capital Projects

Derita Road Improvements

Provide funding for roadway improvements on Derita Rd from Poplar Tent to Rocky River. Includes design, permitting, purchase of right-of-way, utility relocation, and construction of an improved roadway section with curb, gutter and sidewalks.

Approved: FY13 *Expected Completion: FY21*

Total Capital Cost \$19,442,264

Total Operating Cost \$0

Funding Source(s) NCDOT, Transportation Rsvs

Transportation Capital Projects

Derita Road Improvements

Provide funding for roadway improvements on Derita Rd from Poplar Tent to Rocky River. Includes design, permitting, purchase of right-of-way, utility relocation, and construction of an improved roadway section with curb, gutter and sidewalks.

Expected Completion: FY21

Total Capital Cost \$19,442,264

Total Operating Cost \$0

Funding Source(s) NCDOT, Transportation Rsvs

Transportation Capital Projects

NE Subset Sidewalk Extension

Provide local funding match for CMAQ funds used to extend pedestrian facilities in the NE Quadrant of the City of Concord. This project will lessen congestion and mitigate current vehicle emission loading by providing an alternate to motor vehicle travel in the area.

Expected Completion: FY19

Total Capital Cost \$525,916

Total Operating Cost \$0

Funding Source(s) Trans Funds, CMAQ Grant

Transportation Capital Projects

Poplar Tent/US 29

Provide local match for roadway improvements at and near the intersection of Poplar Tent Rd. and US Highway 29 using a Modified Superstreet design that will lessen congestion.

Expected Completion: FY19

Total Capital Cost \$2,437,747

Total Operating Cost \$0

Funding Source(s) Transportation Fund, Grants

Transportation Capital Projects

Traffic Management Center

Construction and installation of City of Concord Traffic Management Center and associated extension of fiber optic communication network(s)

Expected Completion: FY19

Total Capital Cost \$3,152,532

Total Operating Cost \$0

Funding Source(s) Capital Reserve, Vehicle Fees

Transportation Capital Projects

Virginia Street SE Segment Improvement

Re-construct the surface of Virginia St., SE from Corban Ave., SE to Louise Ave., SE, inside the platted public R/W and upgrade / renovate the facility to meet minimum City of Concord street standards with a Complete Streets typical section.

Expected Completion: FY19

Total Capital Cost \$600,000

Total Operating Cost \$0

Funding Source(s) Transportation Funds

Transportation Capital Projects

Sidewalk Improvements - Miramar Ph. 2

Construct new City sidewalks and associated infrastructure to expand the existing pedestrian system. Constructed in conjunction with the NE Subset.

Expected Completion: FY19

Total Capital Cost \$150,000

Total Operating Cost \$0

Funding Source(s) Transportation Funds

Transportation Capital Projects

Bruton Smith Blvd Pedestrian Improvements

Participate monetarily for 20% of the actual cost to provide sidewalks and pedestrian crossings along Bruton Smith Blvd.

Expected Completion: FY19

Total Capital Cost \$800,000

Total Operating Cost \$0

Funding Source(s) \$5 Vehicle Fees, 2¢ Gen Fund Transfer

Transportation Capital Projects

Spring/Chestnut/Broad Intersection Improvements

Design/ROW of a single lane mini-roundabout at the Spring/Chestnut/Broad intersection.

Expected Completion: FY20

Total Capital Cost \$700,000

Total Operating Cost \$0

Funding Source(s) \$5 Vehicle Fees

Parks & Recreation Capital Projects	
Hector H Henry II Greenway, Riverwalk	
1.1 mile segment from Weddington Road Bark Park to Riverwalk neighborhood.	
	<i>Expected Completion: FY20</i>
Total Capital Cost	\$2,026,585
Total Operating Cost	\$0
Funding Source(s)	Transfer from General Fund

Parks & Recreation Capital Projects	
Burrage Road House Renovations	
Design & renovation of house at 946 Burrage Road to be used for programming space.	
	<i>Expected Completion: FY19</i>
Total Capital Cost	\$474,540
Total Operating Cost	\$16,044
Funding Source(s)	Transfer from General Fund

Parks & Recreation Capital Projects	
Hector H. Henry II Greenway - Airport Phase	
1.3 mile segment from Derita Road to the Weddington Road Bark Park.	
<i>Approved: FY17</i>	<i>Expected Completion: On-Hold</i>
Total Capital Cost	\$2,205,000
Total Operating Cost	\$98,200
Funding Source(s)	Capital Reserve Grants, Op Rev

Electric Capital Projects	
NCDOT Line Relocations	
Relocation of electric lines as a result of work done by NCDOT.	
	<i>Expected Completion: FY20</i>
Total Capital Cost	\$1,673,000
Total Operating Cost	\$0
Funding Source(s)	NC DOT Reimbursement

Electric Capital Projects	
Solid State Relay Conversion Delivery #3	
Convert the current relay protection package at Delivery #3 to a solid state package.	
	<i>Expected Completion: FY20</i>
Total Capital Cost	\$350,000
Total Operating Cost	\$0
Funding Source(s)	Transfer from Electric

Electric Capital Projects	
Substation P Construction	
Provide an additional 44 KV substation that will be required to address the load growth in the City's SE quadrant.	
<i>Approved: FY17</i>	<i>Expected Completion: FY20</i>
Total Capital Cost	\$2,500,000
Total Operating Cost	\$0
Funding Source(s)	Transfer from Electric

General Capital Projects	
Upper Laydown Yard - BOC	
Development of a 3.5 acre laydown yard on City property at the Brown Operations Complex.	
	<i>Expected Completion: FY19</i>
Total Capital Cost	\$500,000
Total Operating Cost	\$0
Funding Source(s)	Transfer from the General Fund

General Capital Projects	
Traffic Calming on General Services Drive	
Install a round-a-bout on General Services Drive before the entrant to the BOC facilities.	
	<i>Expected Completion: FY19</i>
Total Capital Cost	\$100,000
Total Operating Cost	\$0
Funding Source(s)	Transfer from General Fund

Fire Capital Projects	
Generator Relocation	
The generator located behind 26 Union Street South will be moved to Fire Station #3 to provide backup capabilities.	
	<i>Expected Completion: Fall FY19</i>
Total Capital Cost	\$151,000
Total Operating Cost	\$0
Funding Source(s)	Transfer from General Fund

Stormwater Capital Projects	
Hanover Drive Culvert Replacement	
Replace and upsize culvert at Hanover Drive.	
	<i>Expected Completion: FY19</i>
Total Capital Cost	\$586,620
Total Operating Cost	\$0
Funding Source(s)	Transfer from Stormwater

Golf Course Capital Projects	
Irrigation Repairs	
Complete the restoration of the course's irrigation system.	
	<i>Expected Completion: FY19</i>
Total Capital Cost	\$305,185
Total Operating Cost	\$0
Funding Source(s)	Transfer from General Fund

Stormwater Capital Projects	
Stream Restoration	
Construction of detention ponds and stream restoration work to improve water quality in Stricker Branch.	
	<i>Expected Completion: Ongoing</i>
Total Capital Cost	TBD
Total Operating Cost	\$0
Funding Source(s)	Transfer from Stormwater

Stormwater Capital Projects**Glen Eagles Lane Culvert**

Replacing and upsizing of culvert at Glen Eagles Lane.

Expected Completion: FY20

<i>Total Capital Cost</i>	\$631,000
<i>Total Operating Cost</i>	\$0
<i>Funding Source(s)</i>	Transfer from Stormwater

Water Capital Projects**Coddle Creek Settling Basin Upgrades**

This project is to design and construct settling basin upgrades at the Coddle Creek Water Treatment Plant and includes a pilot study.

Expected Completion: FY20

<i>Total Capital Cost</i>	\$4,500,000
<i>Total Operating Cost</i>	\$0
<i>Funding Source(s)</i>	Transfer from Water

Wastewater Capital Projects**Province Green Pump Station Elimination**

This project includes installation of approximately 2,900LF of gravity sewer main and abandonment of a pump station to eliminate the Province Green pump station..

Expected Completion: FY22

<i>Total Capital Cost</i>	\$1,900,000
<i>Total Operating Cost</i>	\$0
<i>Funding Source(s)</i>	Operating Revenue

Water Capital Projects**Derita Road Waterline Replacement**

Realign the existing 16" waterline from Poplar Tent Road to Rocky River as part of the NCDOT TIP project.

Approved: FY14

Expected Completion: FY19

<i>Total Capital Cost</i>	\$1,250,000
<i>Total Operating Cost</i>	\$0
<i>Funding Source(s)</i>	Operating Revenue

Water Capital Projects**US29 Bridge 16" Watermain Replacement**

The water main relocation is associated with the replacement of the bridge over US Highway 29 at Rocky River.

Approved: FY16

Expected Completion: FY19

<i>Total Capital Cost</i>	\$240,000
<i>Total Operating Cost</i>	\$0
<i>Funding Source(s)</i>	Operating Revenue

Wastewater Capital Projects**Laurel Park Pump Station Elimination**

This project includes installation of approximately 1,200LF of gravity sewer and abandonment of a pump station to eliminate the Laurel Park pump station.

Expected Completion: FY22

<i>Total Capital Cost</i>	\$960,000
<i>Total Operating Cost</i>	\$0
<i>Funding Source(s)</i>	Operating Revenue

Supplemental Information

CIP Request Form Instructions

Directions: The bolded and italicized words below correspond with the parts that need to be completed on the CIP Request Form. All CIPs are to be entered into the budget software package.

Section 1: Background and Summary Cost Information

- *CIP Title* – List the project title of the capital item.
- *Budget Unit #* - List the budget unit's accounting I.D. #.
- *Budget Unit* – Name of Department or budget unit requesting capital project. Use the capital project budget unit if applicable.
- *Functional Area* – Name of functional area of the department. Areas include:
 - General Government
 - Public Safety
 - Stormwater
 - Public Works
 - Economic Development
 - Electric Systems
 - Culture and Recreation
 - Wastewater Resources
 - Internal Services
 - Water Resources
 - Aviation
 - Public Housing
 - Golf Course
 - Public Transit
 - Dedicated Transportation Funds
- *Priority Ranking* – Of the CIP requests submitted by the department, list the priority rank for each CIP submission. (**NOTE:** Electric and Water departments should priority rank projects within their fund. All other departments should priority rank projects within their department.)
- *Total CIP Cost* – Total amount requested for the CIP item (including any operating budget expenses outlined in Section 4) (**NOTE:** Bundle capital items together on one request form only if 1) they are for the same project and each item by itself costs over \$100,000 or 2) the group of items will be purchased together using a debt financing method. Example: New fire station and apparatus.)
- *Total Appropriations to Date:* - Enter the amount of money spent to date on the CIP project/item.
 - *Budget Year 1* – Amount of funding requested for the upcoming budget year.
 - *Year 2* – Amount of funding requested for the 2nd year of the CIP.
 - *Year 3* – Amount of funding requested for the 3rd year of the CIP.
 - *Year 4* – Amount of funding requested for the 4th year of the CIP.
 - *Year 5* – Amount of funding requested for the 5th year of the CIP.
- *Type of Project* –Click on the appropriate box to denote if the CIP item is “New,” an “Expansion” or “Renovation” of an existing capital item, or for “Replacement” of an existing capital item. If the project requires land acquisition or right-of-way, please click on the “Land/ROW Acq. Required” box.

Section 2: Discussion on the CIP Request

Please write all statements in complete sentences and proofread your entries

Description – Concisely describe the capital request and the extent or scale of the project. Include a description of:

- what the capital item is and its capabilities or characteristics,
- the purpose of the capital item, and
- how large the item is or how much space does the item require? Does the request involves major renovations or expansions or the construction of buildings?

History, Status, or Impact if Delayed – Briefly state:

- background when the CIP request first appeared on the approved CIP (refer to CIP projects listed in the City's official budget document)
- if there have been any changes to costs or scope of the project since the first submission of the CIP request
- if the CIP request relates to any other CIP project,
- the current status of the project (for CIP projects that have been approved only in stages, not in entirety). What stages of the project have been completed? What stages remain? And,
- the impact if the capital item is cancelled or delayed.

Justification or Link to City Goals – Briefly state:

- the capital item's demonstrated need. If the demonstrated need is in the form of a legal mandate, state the timeline the mandate must be implemented. In justifying the item, use of research

- studies/reports, statistics, and/or performance measurement and benchmarking information is preferred, and
- if the project is linked to any planning documents or statements.

Section 3: Capital Costs

- In the corresponding fiscal year, type the estimated costs associated with the type of expenditure activity.
- If the capital item is planned to be started within the 5-year CIP window, but the total costs and project completion will not be carried out within the 5-years, type the remaining costs required to complete the item in the "Future \$\$" column. For example: if a \$100,000 project is planned to begin in year 5 and \$25,000 is spent in year 5, the remaining costs should be entered as \$75,000 in the "Future \$\$" column.

Section 4: New or Additional Impact on Operating Budget

- In the corresponding fiscal year, type any new or additional operating budget costs that would be incurred with the capital request. Items that should be included are new employees needed to operate new equipment, new professional or consulting services needed to operate the capital item, additional materials and supplies needed to operate the capital item, and maintenance and fuel for the capital item.
- Each future year cost should be calculated with a 3.5% inflation factor.

The system will automatically calculate cost totals for this section.

Section 5: Method(s) of Financing

- Select the Funding Source for the capital project (refer to the CIP policy for available funding options and consult the Finance Department if necessary) and the amount of revenue needed in the corresponding fiscal year.
- If the capital item is not planned to be completed within the 5-year CIP, type the remaining revenue – in the "Future \$\$" column – required to complete the capital item.
- NOTE:** Revenues should equal expenditures for each fiscal year and for the entire capital item as a whole.
- NOTE:** If a CIP request also incurs operating expenses, be sure to identify the non-debt method (refer to CIP policy) that will cover the operating expenses.

Section 6: Maps / Charts / Tables / Pictures

- Upload any available items that aid in describing the capital item and/or its location within the city. Charts may also be used to better convey the demonstrated need.

Section 7: Comments for Other Depts.

- This section has been added for you to add any comments you may have for other departments related to this project. Use it to alert other departments where their work may be needed for project completion.
- Place any notes for Legal here, including the type of estate (Fee Simple, Easement, etc) and a description of property needs (acreage, location, etc).

Please use the following format when creating each CIP request:

CIP Number: CIP-[budget unit]-[request year]-[priority #]

Title: Description of the Project

All CIPs are to be added to the budget system before the scheduled budget review meeting.

Section 1		CIP Title					Budget Unit #	
Budget Unit		Functional Area				Priority Rank		
Total CIP Cost	Total Appropriations to date	Budget Year 1 FY2018-19	Unappropriated Subsequent Years				Total Requested Funds	Type of Project <input type="checkbox"/> New <input type="checkbox"/> Expansion <input type="checkbox"/> Replacement <input type="checkbox"/> Renovation <input type="checkbox"/> Land/ROW Acq. Required
			Year 2 FY2019-20	Year 3 FY2020-21	Year 4 FY2021-22	Year 5 FY2022-23		
Section 2		Description						

History, Status, or Impact if Delayed

Justification or Link to City Goals

Section 3		Capital Costs					
Activity	FY 2018-19	FY 2019-20	FY 2020-21	FY 2021-22	FY 2022-23	Future\$\$	Total
Prelim Design/ Plans Engineering / Arch Serv Land/ ROW/ Acquisition Clear/ Grade/ Site Prep Building/ Utility Construction Heavy Equip/ Apparatus Light Equip/ Furniture Hardware/Software							
Total Capital Cost	-	-	-	-	-	-	-

Section 4		New or Additional Impact on Operating Budget					
Type of Expenditure	FY 2018-19	FY 2019-20	FY 2020-21	FY 2022-22	FY 2022-23	Future\$\$	Total
Total	-	-	-	-	-	-	-

Section 5		Method(s) of Financing					
Funding Sources(s)	FY 2018-19	FY 2019-20	FY 2020-21	FY 2021-22	FY 2022-23	Future\$\$	Total
Total	-	-	-	-	-	-	-

Section 6	Maps / Charts / Tables / Pictures	Section 7	Comments for Other Depts.
------------------	--	------------------	----------------------------------

Glossary of Capital Improvement Plan Terms & Common Acronyms

Appropriation: Expenditure authority created by the City Council.

Bond: A written promise to pay a specific amount of money with interest within a specific time period, usually long-term.

Budget Unit: An organizational budget / operating division within each City department (e.g. Tree Trimming is a budget unit within the Electric Systems department.).

Capital Expenditure: Irregularly occurring expense that results in the acquisition of a fixed asset and has a useful life greater than one (1) year.

Capital Improvement Program/Plan (CIP): A multi-year plan (5 years for the City) for the construction or acquisition of major capital items (over \$100,000). The plan usually outlines spending needs, the financing source or sources expected, and the impact of the CIP on future annual operating budgets. Does not include vehicles or equipment.

Capital Outlay: An expenditure expected to have a useful life greater than one year or a total value of \$5,000 or more resulting in the acquisition of or addition to a fixed asset. Examples of capital outlay expenditures include vehicles, mowing equipment, and buildings. The portion of the budget pertaining to the purchase of capital outlay items.

Capital Project: A capital improvement that usually requires a major initial investment, and a significant and continuing financial commitment in the form of operating costs.

Capital Project Ordinance: The official enactment by the City Council to establish legal authority for City officials to obligate and expend resources for capital.

Certificates of Participation (COPS): A security created as a part of a lease-purchase agreement. The lender, the holder of the certificate, owns a right to participate in periodic lease payments (interest and return of principal) as they are paid.

Community Development Block Grant (CDBG): An entitlement grant from the U.S. Department of Housing and Urban Development (HUD) to assist low and moderate income persons of the City in targeted neighborhoods.

This fund is required by federal regulations to account for the use of these funds.

Enterprise Fund: A fund that accounts for governmental activities supported wholly or partially with user fees or charges and operated using business principles.

Expenditures: The measurement focus of governmental fund accounting identifying financial resources expended during a period for operations, capital outlay, and long-term debt principal retirement and interest. With the exception of long-term debt principal retirement expenditures, expenditures reflect the cost incurred to acquire goods and services.

Expenses: The measurement focus of proprietary fund accounting identifying costs expired during a period, including depreciation and other allocations as in business accounting. Expenses reflect the cost of goods or services used.

Fiscal Year: A 12-month period of time, from July 1 through June 30, to which the annual budget applies.

Fixed Asset: An asset of long-term character. For budgetary purposes, a fixed asset is defined as an item costing \$5,000 or more with an expected life of more than one year.

Functional Area: A group of related programs crossing organizational (departmental) boundaries and aimed at accomplishing a similar broad goal or major service. Examples of functions within the City of Concord include Public Safety, Cultural and Recreational, and General Government.

Fund: A fiscal and accounting entity that has a self-balancing set of accounts recording cash and other financial resources, as well as related liabilities and residual equity. These are segregated to carry on specific activities or objectives in accordance with special regulations, restrictions or limitations as established by State and Federal governments.

Funding Sources: Identifies fund(s) that will provide money for project expenditures.

Goal: A broad policy statement outlining the general direction or intent of an organizational unit's major

activities within a medium-range time period, usually 3-5 years.

Generally Accepted Accounting Principles (GAAP): Uniform minimum standards and guidelines for financial accounting and reporting. GAAP encompasses the conventions, rules, and procedures necessary to define accepted accounting practices.

General Obligation Bonds (GO Bonds): Bonds issued by a government that are backed by the full faith and credit of its taxing authority.

General Fund: A governmental fund used to account for all financial resources of the City, except those required to be accounted for in another fund. Revenues to support the General Fund are derived from sources such as property tax, sales tax, franchise fees and service fees.

Governmental Funds: Funds used to separate, control, and track financial resources of general government operations. The four governmental fund types include: 1) General Fund, 2) Special Revenue Funds, 3) Capital Projects Funds, and 4) Debt Service Funds.

Grant: A contribution by a government or other organization to support a particular function.

Intergovernmental Revenues: Revenues from other governments (State, Federal or local) that can be in the form of grants, shared revenues, or entitlements.

Internal Service Fund: This fund is used to account for the financing of goods or services provided by one department or agency to other departments or agencies of the governmental unit, on a cost-reimbursement, or cost allocation, basis.

Operations: The portion of the budget pertaining to the daily operations that provides basic governmental services. The operating portion of the budget contains appropriations for such expenditures as supplies, utilities, materials, and travel.

Ordinance: A formal legislative enactment by the City Council that has the full force and effect of law within the boundaries of local, State, and Federal law.

Pay-As-You-Go (or Pay-Go): Financial policy of a government unit that finances capital outlays from current revenues rather than through borrowing.

Policy: A direction that must be followed to advance toward a goal. The direction can be a course of action or a guiding principle.

Powell Bill Funds: Funding from state-shared gasoline taxes that are restricted for use on maintenance of local streets and roads.

Program: A well-defined portion of the operating plan for which a distinct set of goals and outcomes may be developed.

Retained Earnings: Amounts shown as retained earnings represent accumulated earnings of proprietary funds after all budgeted business expenses have been made.

Revenue: Funds the City receives as income. It includes tax payments, fees for services, grants, fines, forfeitures and interest income.

Revenue Bonds: Bonds issued by a government that are backed by a specific revenue source – such as special assessments, water/sewer fees, and electric fees.

Special Revenue Fund: A fund used to account for the revenues from specific sources that are to be used for legally specified expenditures.

**COMMON BUDGET & PERFORMANCE
MEASUREMENT ACRONYMS**

CDBG = Community Development Block Grant

CIP = Capital Improvement Plan

COPS = Certificates of Participation

FTE = Full-time Equivalent

FY = Fiscal Year

GAAP = Generally Accepted Accounting Principles

GASB = Governmental Accounting Standards Board

GFOA = Government Finance Officers Association

GO Bonds = General Obligation Bonds

MPO = Metropolitan Planning Organization

NCGS = North Carolina General Statute

PIP = Pedestrian Improvement Plan

PM = Performance Measurement

ROW = Right-of-Way

WSACC = Water & Sewer Authority of Cabarrus County